

Market Report for the Week of February 15, 2021

Daily Averages

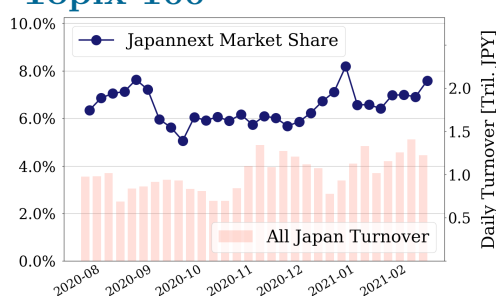
Universe	Turnover(JPY)	Volume	Share	PI (bps)	Symbols
All Market	273,094,417,097	255,828,310	8.38 %	4.11	3405
Topix100	93,014,520,384	20,835,240	7.59 %	0.56	99
Nikkei 225	106,695,951,228	45,914,400	7.62 %	1.52	225
TopixMid400	64,224,623,822	38,701,280	8.20 %	3.45	398
Small & Others	43,142,046,214	55,399,580	8.75 %	5.07	1633
Mothers & Jasdaj	27,703,283,922	72,864,140	7.95 %	12.43	808
ETFs & REITs	40,402,258,993	19,261,170	11.09 %	6.03	134

All Market
8.4 %

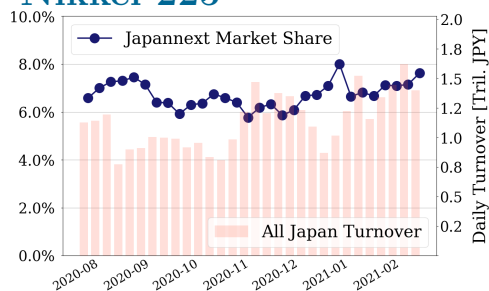
Topix 100
7.6 %

Nikkei 225
7.6 %

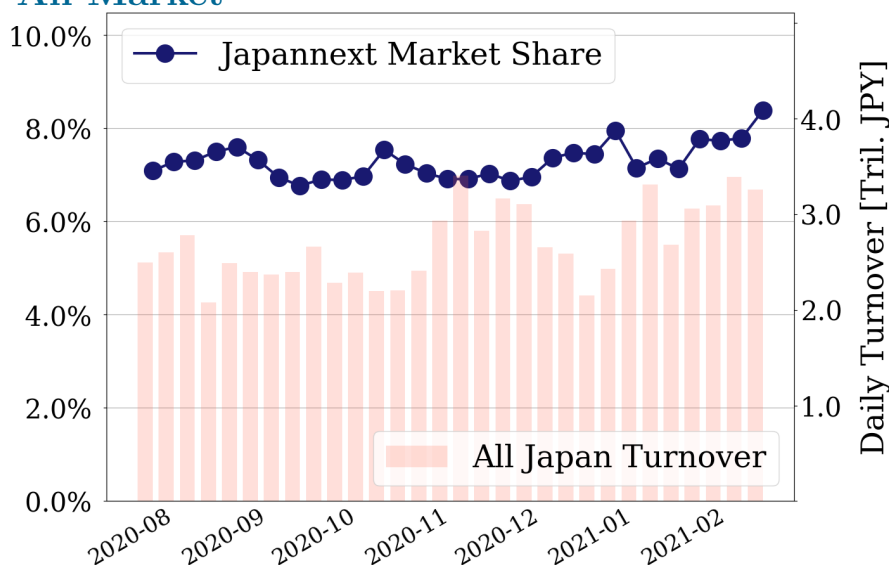
Topix 100



Nikkei 225



All Market



Top Stocks by Turnover

Stock	Turnover(JPY)	Share	PI (bps)
1570 NFNKLV	106,652,432,900	13.23%	6.45
9984 SOFTBNKG	62,980,426,630	11.20%	0.42
9983 FASTRET	57,387,663,900	16.20%	0.35
7974 NINTEND	39,458,398,600	9.94%	0.42
8698 MONEX G	38,236,432,820	12.52%	2.40

Top Stocks by Market Share

Stock	Turnover(JPY)	Share	PI (bps)
2656 VECTOR	358,601,670	46.59%	13.71
8184 SIMACHU	256,178,200	43.85%	4.83
4321 KENEDIX	192,497,370	39.74%	5.79
2398 TSUKUIHD	2,298,719,600	36.73%	5.91
6077 N FIELD	1,684,630,100	35.79%	3.46

Top Stocks by Price Improvement

Stock	Turnover(JPY)	Share	PI (bps)
8918 LAND	844,023,710	33.02%	457.92
6628 ONKYOHE	308,899,720	28.61%	352.83
3777 FHTHD	131,817,660	21.54%	252.14
9318 ASIADAVE	2,360,259,780	26.19%	234.54
1491 CHUGAIM	293,412,080	26.32%	120.59

Top Stocks by Savings

Stock	Turnover(JPY)	Share	Savings
1570 NFNKLV	106,652,432,900	13.23%	53,872,685
2315 CAICA	14,691,164,260	20.64%	43,029,690
9318 ASIADAVE	2,360,259,780	26.19%	33,521,170
8918 LAND	844,023,710	33.02%	23,522,930
1357 NFNKDOUB	26,214,050,471	15.86%	21,559,598

- ▶ Analysis is based on Japannext and Refinitiv data. Small & Others = First Section - TPX500.
- ▶ All Japan Turnover = Japannext (J+X+U+N) + TSE (excl. Tostnet) + Chi-X (excl. Chi-Match, Chi-Select).
Market Share = Japannext turnover / All Japan Turnover.
- ▶ Opening and Closing auction trades on the TSE are excluded from calculations.
- ▶ Price Improvement (PI) and Savings (PI*volume) are calculated by comparing the execution price against the primary market's best bid for each sell or best offer for each buy at the point of execution from the taker's perspective. Reported PI is a value-weighted average. Names with weekly traded value less than 100,000,000 JPY are excluded from the rankings tables.

Top 10 Stocks by Turnover

Topix 100

Stock	Turnover(JPY)	Share	PI (bps)
9984 SOFTBNKG	62,980,426,630	11.20%	0.42
9983 FASTRET	57,387,663,900	16.20%	0.35
7974 NINTEND	39,458,398,600	9.94%	0.42
6758 SONY	24,248,585,950	10.37%	0.46
2413 M3	20,433,557,690	11.70%	0.44
8035 TKOELCN	16,119,985,820	8.67%	0.22
6594 NIDEC	12,925,575,180	10.82%	0.37
8316 SMFG	11,969,539,790	8.24%	0.68
7203 TOYOTA	11,403,306,750	5.36%	0.36
6861 KEYENCE	9,259,296,600	8.05%	0.50

Nikkei 225

Stock	Turnover(JPY)	Share	PI (bps)
9984 SOFTBNKG	62,980,426,630	11.20%	0.42
9983 FASTRET	57,387,663,900	16.20%	0.35
6758 SONY	24,248,585,950	10.37%	0.46
2413 M3	20,433,557,690	11.70%	0.44
8035 TKOELCN	16,119,985,820	8.67%	0.22
8316 SMFG	11,969,539,790	8.24%	0.68
7203 TOYOTA	11,403,306,750	5.36%	0.36
1605 INPEX	8,656,779,340	12.69%	3.30
9022 JR CENT	8,301,253,820	12.97%	0.34
6857 ADVNTST	8,008,333,670	10.07%	2.71

Topix Mid400

Stock	Turnover(JPY)	Share	PI (bps)
6920 LASRTEC	13,655,132,550	14.28%	2.05
9201 JAL	10,148,839,430	10.82%	1.24
1605 INPEX	8,656,779,340	12.69%	3.30
6857 ADVNTST	8,008,333,670	10.07%	2.71
4755 RAKUTEN	7,155,969,000	13.50%	2.40
6976 TAIYOYU	6,397,101,510	10.46%	4.79
6723 RENESAS	5,620,138,230	9.61%	2.33
4902 KONICAM	5,493,956,650	13.06%	4.60
9501 TEPCOHD	5,211,876,290	13.41%	7.27
7211 MMC	4,910,894,430	11.15%	9.40

Small & Others

Stock	Turnover(JPY)	Share	PI (bps)
8698 MONEX G	38,236,432,820	12.52%	2.40
2929 PHARMA F	10,205,248,570	11.82%	3.84
3962 CHANGE	6,531,638,450	14.38%	3.80
6502 TOSHIBA	5,260,960,210	10.20%	3.08
6095 MEDPEER	4,730,183,200	13.52%	4.08
9519 RENOVA	4,233,199,450	11.31%	4.43
3681 V-CUBE	3,691,966,550	8.68%	1.73
9603 H.I.S.	3,492,818,650	10.36%	1.75
3696 CERES	2,833,321,300	11.91%	4.42
7816 SNOWPEAK	2,472,243,500	11.30%	2.68

Mothers

Stock	Turnover(JPY)	Share	PI (bps)
4477 BASE	11,901,559,000	11.17%	2.43
4385 MERCARI	8,667,546,700	15.00%	6.16
4485 JTOWER	3,549,074,500	14.58%	3.50
3914 JIG-SAW	3,451,288,800	11.76%	3.49
6613 QDLASER	3,376,336,320	1.59%	13.88
4478 FREEE	3,200,541,500	13.35%	3.98
3993 PKSHA	2,374,652,050	14.41%	3.93
3689 IGNIS	2,163,468,890	10.14%	1.60
4436 MINKABU	2,000,417,350	11.78%	3.39
4488 AIINSIDE	1,991,909,500	3.00%	7.03

JASDAQ

Stock	Turnover(JPY)	Share	PI (bps)
2315 CAICA	14,691,164,260	20.64%	41.71
3807 FISCO	2,360,903,060	9.64%	8.48
4582 SYMBIO	2,123,755,230	11.23%	2.83
6890 FERROTEC	1,744,668,210	9.32%	2.62
7177 GMOFHD	1,500,277,060	8.90%	3.96
2484 DEMAECAN	1,483,008,390	15.91%	5.94
2702 MCDNALD	1,392,499,800	15.19%	6.18
3776 BB-TOWER	1,369,213,540	17.38%	9.44
4764 NEXUSB	1,183,455,870	13.39%	9.25
6324 HARMONC	1,041,606,100	8.44%	4.56

Second Section

Stock	Turnover(JPY)	Share	PI (bps)
3825 REMIX	4,195,883,920	13.70%	14.14
9318 ASIADAVE	2,360,259,780	26.19%	234.54
3856 ABALANCE	2,097,314,900	11.68%	6.50
6366 CHIYODA	1,658,067,820	11.42%	7.43
3747 INTERTRD	996,541,110	15.43%	5.65
2345 KUSHIM	898,408,820	11.46%	4.74
6254 NOMURAMI	742,897,950	10.03%	5.04
8789 FINTECH	674,154,560	13.80%	38.51
6897 TWNBIRD	555,051,850	8.52%	1.91
6721 WINTEST	497,562,080	17.04%	8.32

ETFs & REITs

Stock	Turnover(JPY)	Share	PI (bps)
1570 NFNKLV	106,652,432,900	13.23%	6.45
1357 NFNKDOUB	26,214,050,471	15.86%	10.69
1458 RK 225LV	19,690,041,588	14.58%	2.10
1360 NKBEAR-2	8,229,712,612	17.60%	3.56
1579 225 BULL	6,633,420,800	11.19%	4.67
1459 RK 225DI	3,033,749,460	12.85%	2.77
1321 NFNK225	3,026,565,200	7.26%	4.22
1552 VIXSHORT	2,502,187,350	12.22%	4.00
1671 WTI ETF	1,621,748,696	10.62%	2.54
1699 NFOIL	1,478,423,180	15.78%	30.30

Top 10 Stocks by Market Share

Topix 100

Stock	Share	Turnover(JPY)	PI (bps)
9983 FASTRET	16.20%	57,387,663,900	0.35
9022 JR CENT	12.97%	8,301,253,820	0.34
2413 M3	11.70%	20,433,557,690	0.44
9984 SOFTBNKG	11.20%	62,980,426,630	0.42
6594 NIDEC	10.82%	12,925,575,180	0.37
6758 SONY	10.37%	24,248,585,950	0.46
7974 NINTEND	9.94%	39,458,398,600	0.42
9020 JR EAST	9.53%	4,098,859,200	0.49
9202 ANA	9.41%	8,004,976,030	0.92
9021 JR WEST	9.34%	2,937,648,820	0.55

Nikkei 225

Stock	Share	Turnover(JPY)	PI (bps)
9983 FASTRET	16.20%	57,387,663,900	0.35
9412 SKYPER J	14.29%	405,735,630	5.72
7762 CITIZEN	13.90%	527,842,900	8.27
4755 RAKUTEN	13.50%	7,155,969,000	2.40
9501 TEPCOHD	13.41%	5,211,876,290	7.27
4902 KONICAM	13.06%	5,493,956,650	4.60
2768 SOJITZ	13.05%	2,065,512,550	11.62
9022 JR CENT	12.97%	8,301,253,820	0.34
1605 INPEX	12.69%	8,656,779,340	3.30
2269 MEIJI HD	12.14%	1,486,985,580	4.32

Topix Mid400

Stock	Share	Turnover(JPY)	PI (bps)
8184 SIMACHU	43.85%	256,178,200	4.83
8473 SBI	16.54%	4,200,086,660	3.97
8410 SEVEN BK	16.33%	1,765,463,760	13.40
4768 OTSUKA	15.33%	1,245,360,450	5.09
7240 NOK	15.09%	420,694,480	2.80
6920 LASRTEC	14.28%	13,655,132,550	2.05
9831 YAMADAHD	13.99%	1,024,740,550	5.46
4755 RAKUTEN	13.50%	7,155,969,000	2.40
9501 TEPCOHD	13.41%	5,211,876,290	7.27
4552 JCR	13.35%	1,435,373,330	4.47

Small & Others

Stock	Share	Turnover(JPY)	PI (bps)
4321 KENEDIX	39.74%	192,497,370	5.79
2398 TSUKUIHD	36.73%	2,298,719,600	5.91
6077 N FIELD	35.79%	1,684,630,100	3.46
8918 LAND	33.02%	844,023,710	457.92
6740 JDI	22.20%	200,077,890	78.10
7238 AKEBONO	17.80%	757,477,760	14.54
8165 SENSUK	16.79%	124,487,110	7.23
6803 TEAC	15.24%	162,223,160	15.43
3315 NIP-COKE	14.66%	161,686,420	25.86
9424 JPN-COMM	14.52%	1,348,354,740	10.63

Mothers

Stock	Share	Turnover(JPY)	PI (bps)
2370 MEDINET	21.42%	755,797,150	37.97
3911 AIMING	17.16%	630,093,480	6.60
2586 FRUTA	15.97%	489,641,470	9.44
4385 MERCARI	15.00%	8,667,546,700	6.16
4597 SOLASIA	14.74%	337,855,630	15.96
4485 JTOWER	14.58%	3,549,074,500	3.50
2385 SOIKEN	14.45%	333,231,970	6.34
3993 PKSHA	14.41%	2,374,652,050	3.93
3989 SHARINGT	13.95%	153,671,190	11.01
4583 CHIOME	13.87%	100,853,070	11.52

JASDAQ

Stock	Share	Turnover(JPY)	PI (bps)
2656 VECTOR	46.59%	358,601,670	13.71
6628 ONKYOHE	28.61%	308,899,720	352.83
9973 KOZOSUSI	26.40%	361,902,420	51.10
9758 JAPSYTM	22.58%	376,003,070	4.80
7610 TAY TWO	22.00%	154,005,110	26.70
3777 FHTHD	21.54%	131,817,660	252.14
4347 BR-MEDIA	21.02%	141,254,380	32.75
2315 CAICA	20.64%	14,691,164,260	41.71
3323 RECOMM	19.25%	262,883,230	22.82
8256 MARUMIT	18.91%	148,045,660	14.53

Second Section

Stock	Share	Turnover(JPY)	PI (bps)
8894 REVOLUTI	26.89%	133,960,230	86.08
1491 CHUGAIM	26.32%	293,412,080	120.59
9318 ASIADAVE	26.19%	2,360,259,780	234.54
6731 PIXELA	24.18%	316,092,230	114.03
1757 CREA HD	18.79%	262,360,170	27.29
3071 STREAM	17.17%	121,876,940	13.89
3528 PROSPECT	17.13%	215,663,000	76.86
6721 WINTEST	17.04%	497,562,080	8.32
3747 INTERTRD	15.43%	996,541,110	5.65
7647 ONTSU	13.86%	158,257,450	88.20

ETFs & REITs

Stock	Share	Turnover(JPY)	PI (bps)
1360 NKBEAR-2	17.60%	8,229,712,612	3.56
1357 NFNKDOUB	15.86%	26,214,050,471	10.69
1699 NFOIL	15.78%	1,478,423,180	30.30
1540 JPP GLD	14.60%	851,641,510	4.53
1458 RK 225LV	14.58%	19,690,041,588	2.10
1570 NFNKLV	13.23%	106,652,432,900	6.45
1459 RK 225DI	12.85%	3,033,749,460	2.77
1356 TPXBEAR2	12.43%	267,177,515	3.12
1552 VIXSHORT	12.22%	2,502,187,350	4.00
1365 DW 225LV	12.09%	1,237,990,545	2.32

Top 10 Stocks by PI

Topix 100

Stock	PI (bps)	Turnover(JPY)	Share
5020 ENEOS	2.34	2,200,326,850	3.83%
8830 SMIRE&D	2.32	1,250,536,120	6.65%
8308 RESONA	2.31	1,279,074,910	4.30%
8601 DAIWASG	2.23	409,617,940	3.75%
7201 NISSAN	2.11	4,016,853,910	5.52%
4689 ZHD	1.99	1,330,976,860	3.34%
8306 MUFG	1.90	7,988,416,790	3.61%
3402 TORAY	1.84	783,311,210	4.09%
3407 ASA-KSI	1.74	949,136,100	6.10%
8002 MARBENI	1.69	869,598,360	3.68%

Nikkei 225

Stock	PI (bps)	Turnover(JPY)	Share
2768 SOJITZ	11.62	2,065,512,550	13.05%
6472 NTN	9.76	1,184,977,320	11.45%
7211 MMC	9.40	4,910,894,430	11.15%
7762 CITIZEN	8.27	527,842,900	13.90%
7186 CONCRDIA	7.43	623,020,880	10.30%
9501 TEPCOHD	7.27	5,211,876,290	13.41%
1332 NISSUI	6.12	544,814,720	11.86%
3103 UNITIKA	6.11	108,224,800	8.24%
4005 SMICHEM	5.98	2,180,584,960	10.10%
7003 MTI E&S	5.76	607,905,710	9.27%

Topix Mid400

Stock	PI (bps)	Turnover(JPY)	Share
7167 MEBUKIFG	13.41	964,317,810	12.91%
8410 SEVEN BK	13.40	1,765,463,760	16.33%
2768 SOJITZ	11.62	2,065,512,550	13.05%
6472 NTN	9.76	1,184,977,320	11.45%
7211 MMC	9.40	4,910,894,430	11.15%
8334 GUNMABK	8.95	211,644,760	9.85%
8359 82-BANK	7.70	147,790,300	10.81%
7186 CONCRDIA	7.43	623,020,880	10.30%
9501 TEPCOHD	7.27	5,211,876,290	13.41%
7180 KYUSHUFG	6.18	107,678,170	9.38%

Small & Others

Stock	PI (bps)	Turnover(JPY)	Share
8918 LAND	457.92	844,023,710	33.02%
6740 JDI	78.10	200,077,890	22.20%
3315 NIP-COKE	25.86	161,686,420	14.66%
8848 LEOPC21	25.09	720,371,200	13.41%
7527 SYSSOFT	17.56	195,494,280	7.72%
8585 OR.CORP	15.47	316,129,770	10.46%
6803 TEAC	15.43	162,223,160	15.24%
7238 AKEBONO	14.54	757,477,760	17.80%
8714 SENSUIK	14.16	240,920,820	11.84%
6632 JVCKW	12.26	212,691,330	10.92%

Mothers

Stock	PI (bps)	Turnover(JPY)	Share
7078 INC	72.21	357,570,210	8.98%
2370 MEDINET	37.97	755,797,150	21.42%
4564 OTS	21.08	182,737,210	13.03%
7092 FFJ	17.86	375,713,500	3.72%
4169 ENCHANGE	16.39	772,962,300	3.43%
4597 SOLASIA	15.96	337,855,630	14.74%
6072 JIBANNET	14.94	114,200,810	10.75%
4167 KOKOPELI	14.90	415,483,100	2.60%
2983 ARRPLANN	14.16	198,852,300	2.73%
6613 QDLASER	13.88	3,376,336,320	1.59%

JASDAQ

Stock	PI (bps)	Turnover(JPY)	Share
6628 ONKYOHE	352.83	308,899,720	28.61%
3777 FHTHD	252.14	131,817,660	21.54%
2134 SUNCAPTL	64.01	104,586,550	16.36%
9973 KOZOSUSI	51.10	361,902,420	26.40%
2315 CAICA	41.71	14,691,164,260	20.64%
4347 BR-MEDIA	32.75	141,254,380	21.02%
3390 INEST	28.72	117,906,380	13.95%
7610 TAY TWO	26.70	154,005,110	22.00%
3323 RECOMM	22.82	262,883,230	19.25%
2330 FORSIDE	17.40	719,730,930	14.76%

Second Section

Stock	PI (bps)	Turnover(JPY)	Share
9318 ASIADVEVE	234.54	2,360,259,780	26.19%
1491 CHUGAIM	120.59	293,412,080	26.32%
6731 PIXELA	114.03	316,092,230	24.18%
7647 ONTSU	88.20	158,257,450	13.86%
8894 REVOLUTI	86.08	133,960,230	26.89%
3528 PROSPECT	76.86	215,663,000	17.13%
8789 FINTECH	38.51	674,154,560	13.80%
1757 CREA HD	27.29	262,360,170	18.79%
6835 ALLIEDHD	22.84	124,108,640	11.01%
5690 REVERHD	15.81	139,357,940	4.56%

ETFs & REITs

Stock	PI (bps)	Turnover(JPY)	Share
1699 NFOIL	30.30	1,478,423,180	15.78%
1615 NFBANKS	15.99	295,294,880	9.27%
1357 NFNKDOUB	10.69	26,214,050,471	15.86%
1570 NFNKLV	6.45	106,652,432,900	13.23%
3227 MIDCITY	5.06	266,674,800	5.35%
3278 KDR	4.98	278,174,380	6.47%
1320 ETF225	4.91	484,654,710	4.24%
3468 STARASIA	4.70	198,850,550	10.27%
1579 225 BULL	4.67	6,633,420,800	11.19%
1540 JPP GLD	4.53	851,641,510	14.60%