

Market Report for the Week of October 19, 2020

Daily Averages

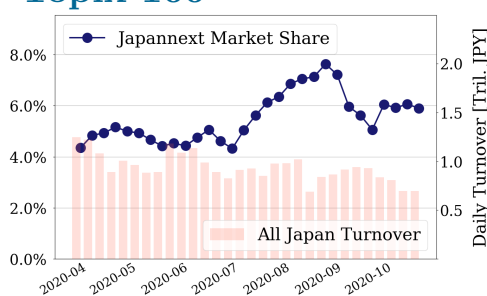
Universe	Turnover(JPY)	Volume	Share	PI (bps)	Symbols
All Market	159,455,690,421	103,279,837	7.23 %	3.18	3095
Topix100	41,050,508,868	11,229,060	5.90 %	0.58	100
Nikkei 225	53,254,995,464	29,550,520	6.59 %	2.15	225
TopixMid400	45,304,023,930	29,593,780	8.00 %	3.76	396
Small & Others	24,052,088,578	20,964,500	6.94 %	3.66	1505
Mothers & Jasdac	27,419,019,076	21,628,000	8.12 %	6.10	707
ETFs & REITs	19,261,274,515	9,328,197	8.51 %	3.50	118

All Market
7.2 %

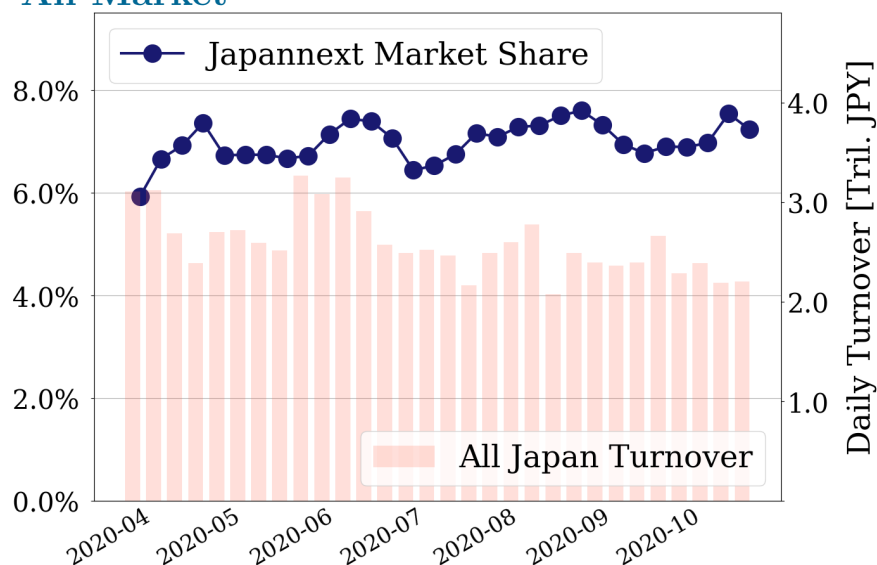
Topix 100
5.9 %

Nikkei 225
6.6 %

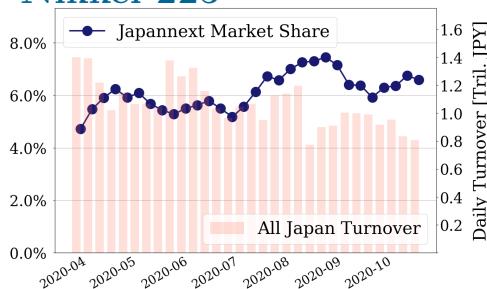
Topix 100



All Market



Nikkei 225



Top Stocks by Turnover

Stock	Turnover(JPY)	Share	PI (bps)
1570 NFNKLV	43,883,222,658	8.62%	1.74
9984 SOFTBNKG	31,753,711,760	7.06%	0.28
7974 NINTEND	19,413,413,400	8.99%	0.47
1357 NFNKDOUB	18,359,916,472	14.44%	6.03
9983 FASTRET	11,799,901,200	10.07%	0.34

Top Stocks by Market Share

Stock	Turnover(JPY)	Share	PI (bps)
2315 CAICA	158,911,850	40.95%	209.21
3194 KIRINDOH	196,250,950	30.48%	4.86
1699 NFOIL	976,701,760	29.42%	40.67
3891 KODOSHI	105,015,490	26.38%	3.24
8410 SEVEN BK	974,339,190	23.42%	13.95

Top Stocks by Price Improvement

Stock	Turnover(JPY)	Share	PI (bps)
2315 CAICA	158,911,850	40.95%	209.21
6628 ONKYOHE	102,831,810	18.77%	180.50
1491 CHUGAIM	826,807,960	18.75%	76.61
6740 JDI	226,252,150	18.91%	62.09
9973 KOZOSUSI	117,304,590	19.97%	54.32

Top Stocks by Savings

Stock	Turnover(JPY)	Share	Savings
1357 NFNKDOUB	18,359,916,472	14.44%	8,182,502
1570 NFNKLV	43,883,222,658	8.62%	5,671,071
1491 CHUGAIM	826,807,960	18.75%	4,815,220
8951 NBF	8,011,194,400	12.10%	3,491,600
1699 NFOIL	976,701,760	29.42%	3,179,493

- ▶ Analysis is based on Japannext and Thomson Reuters data. Small & Others = First Section - TPX500.
- ▶ All Japan Turnover = Japannext (J+X+U+N) + TSE (excl. Tostnet) + Chi-X (excl. Chi-Match, Chi-Select).
Market Share = Japannext turnover / All Japan Turnover.
- ▶ Opening and Closing auction trades on the TSE are excluded from calculations.
- ▶ Price Improvement (PI) and Savings (PI*volume) are calculated by comparing the execution price against the primary market's best bid for each sell or best offer for each buy at the point of execution from the taker's perspective. Reported PI is a value-weighted average. Names with weekly traded value less than 100,000,000 JPY are excluded from the rankings tables.

Top 10 Stocks by Turnover

Topix 100

Stock	Turnover(JPY)	Share	PI (bps)
9984 SOFTBNKG	31,753,711,760	7.06%	0.28
7974 NINTEND	19,413,413,400	8.99%	0.47
9983 FASTRET	11,799,901,200	10.07%	0.34
9437 DOCOMO	10,563,647,100	8.73%	1.26
6758 SONY	6,806,765,140	5.23%	0.37
9020 JR EAST	5,932,645,360	8.29%	0.48
8035 TKOELCN	5,815,138,760	7.75%	0.18
6861 KEYENCE	5,145,239,120	7.00%	0.57
9434 SOFTBANK	4,286,352,630	4.82%	1.07
6954 FANUC	3,990,218,350	5.69%	0.36

Nikkei 225

Stock	Turnover(JPY)	Share	PI (bps)
9984 SOFTBNKG	31,753,711,760	7.06%	0.28
9983 FASTRET	11,799,901,200	10.07%	0.34
9437 DOCOMO	10,563,647,100	8.73%	1.26
2413 M3	8,389,046,400	12.50%	3.95
6758 SONY	6,806,765,140	5.23%	0.37
9020 JR EAST	5,932,645,360	8.29%	0.48
6976 TAIYOYU	5,929,408,160	15.12%	3.40
8035 TKOELCN	5,815,138,760	7.75%	0.18
4689 ZHD	5,595,518,860	9.34%	3.84
6857 ADVNTST	4,547,379,810	12.72%	5.57

Topix Mid400

Stock	Turnover(JPY)	Share	PI (bps)
2413 M3	8,389,046,400	12.50%	3.95
6920 LASRTEC	7,211,631,730	10.60%	2.77
6976 TAIYOYU	5,929,408,160	15.12%	3.40
4689 ZHD	5,595,518,860	9.34%	3.84
6857 ADVNTST	4,547,379,810	12.72%	5.57
6701 NEC	4,441,295,080	10.87%	4.54
6723 RENESAS	4,408,322,430	12.32%	3.19
7453 RYOHINK	4,354,840,870	6.85%	1.11
3038 KOBE BSN	4,306,663,800	13.17%	4.61
4755 RAKUTEN	4,057,897,330	12.78%	2.54

Small & Others

Stock	Turnover(JPY)	Share	PI (bps)
3962 CHANGE	5,457,008,200	11.33%	3.41
3681 V-CUBE	4,503,133,390	5.91%	1.07
3902 MDV	4,286,753,490	8.64%	2.74
3788 GMOGSHD	4,232,532,600	10.07%	1.97
3915 TERRASKY	2,350,329,950	9.75%	2.44
3182 OIRADICH	2,048,101,200	10.93%	3.59
6199 SERAKU	1,989,267,370	8.77%	1.21
6532 BAYCURNT	1,885,018,330	7.14%	1.94
4776 CYBOZU	1,775,725,400	10.24%	3.55
3697 SHIFT	1,751,479,600	6.47%	1.56

Mothers

Stock	Turnover(JPY)	Share	PI (bps)
2160 GNI	7,697,779,800	6.96%	1.40
4477 BASE	7,401,450,200	7.75%	1.94
4475 HENNGE	6,537,173,500	9.99%	3.11
7779 CYBRDYNE	5,081,451,710	9.03%	3.12
4385 MERCARI	4,576,624,400	10.11%	4.11
4479 MAKUAKE	3,808,928,300	11.53%	3.24
4480 MEDLEY	3,799,539,100	13.39%	3.83
3994 MFORWARD	3,315,377,600	10.59%	3.55
4478 FREEE	3,238,347,000	9.25%	3.28
4488 AIINSIDE	3,043,070,000	6.87%	3.62

JASDAQ

Stock	Turnover(JPY)	Share	PI (bps)
2484 DEMAECAN	3,634,600,950	7.08%	4.87
7692 EINFINIT	2,988,409,400	13.93%	17.73
3776 BB-TOWER	1,624,803,020	10.97%	5.49
3540 CIMEDICL	1,581,677,900	12.90%	3.04
3562 NO.1	1,349,056,050	9.12%	3.83
7564 WORKMAN	1,188,395,600	8.07%	2.33
2702 MCDNALD	884,210,300	16.15%	5.47
7610 TAY TWO	874,321,550	19.85%	27.49
6666 RIVER EL	840,432,800	4.44%	2.62
2388 WEDGE-HD	773,629,870	5.50%	10.89

Second Section

Stock	Turnover(JPY)	Share	PI (bps)
6502 TOSHIBA	1,936,091,250	5.48%	1.15
2929 PHARMA F	1,505,567,400	7.83%	1.51
1491 CHUGAIM	826,807,960	18.75%	76.61
3663 ARTSPARK	690,767,560	10.06%	1.63
1757 CREA HD	463,317,700	15.97%	43.07
4481 BASE	318,295,300	10.37%	4.68
4386 SIG	313,295,910	5.29%	1.68
3796 E-SEIKAT	296,537,660	6.39%	2.57
3150 GREMZ	278,393,520	7.88%	2.01
3633 GMOPEPA	242,884,400	9.14%	6.28

ETFs & REITs

Stock	Turnover(JPY)	Share	PI (bps)
1570 NFNKLV	43,883,222,658	8.62%	1.74
1357 NFNKDOUB	18,359,916,472	14.44%	6.03
8951 NBF	8,011,194,400	12.10%	4.68
1459 RK 225DI	3,362,000,032	11.97%	1.36
1360 NKBEAR-2	3,051,348,037	8.56%	1.61
1579 225 BULL	2,683,220,250	5.20%	1.14
1458 RK 225LV	1,800,229,344	13.18%	3.24
8952 JRE	992,680,100	9.30%	5.02
1699 NFOIL	976,701,760	29.42%	40.67
1671 WTI ETF	876,919,903	9.62%	3.74

Top 10 Stocks by Market Share

Topix 100

Stock	Share	Turnover(JPY)	PI (bps)
9022 JR CENT	10.52%	3,213,343,340	0.43
9983 FASTRET	10.07%	11,799,901,200	0.34
6594 NIDEC	9.17%	3,778,224,070	0.51
7974 NINTEND	8.99%	19,413,413,400	0.47
4519 CHUGAIP	8.78%	2,452,946,260	0.87
9437 DOCOMO	8.73%	10,563,647,100	1.26
9020 JR EAST	8.29%	5,932,645,360	0.48
8035 TKOELCN	7.75%	5,815,138,760	0.18
4502 TAKEDAP	7.54%	3,423,984,290	0.85
8267 AEON	7.52%	1,263,978,890	0.64

Nikkei 225

Stock	Share	Turnover(JPY)	PI (bps)
7211 MMC	18.10%	1,353,869,540	16.81
4902 KONICAM	17.27%	2,067,842,780	14.07
2768 SOJITZ	16.93%	795,690,430	14.96
7762 CITIZEN	16.85%	662,483,980	12.92
5803 FUJIKRA	15.49%	471,030,480	10.97
6976 TAIYOYU	15.12%	5,929,408,160	3.40
9501 TEPCOHD	14.10%	2,384,593,550	11.07
3289 TOKYUFHD	13.59%	782,456,800	6.30
6472 NTN	13.41%	498,212,970	16.17
1332 NISSUI	13.22%	502,978,120	7.16

Topix Mid400

Stock	Share	Turnover(JPY)	PI (bps)
8410 SEVEN BK	23.42%	974,339,190	13.95
7211 MMC	18.10%	1,353,869,540	16.81
7167 MEBUKIFG	17.66%	807,526,650	16.88
4902 KONICAM	17.27%	2,067,842,780	14.07
2768 SOJITZ	16.93%	795,690,430	14.96
7762 CITIZEN	16.85%	662,483,980	12.92
3938 LINE	16.68%	511,146,500	6.50
5803 FUJIKRA	15.49%	471,030,480	10.97
6976 TAIYOYU	15.12%	5,929,408,160	3.40
9831 YAMADAHD	14.84%	890,454,570	5.66

Small & Others

Stock	Share	Turnover(JPY)	PI (bps)
3194 KIRINDOH	30.48%	196,250,950	4.86
6740 JDI	18.91%	226,252,150	62.09
6632 JVCKW	18.79%	140,688,370	20.46
8585 OR.CORP	16.84%	118,732,580	30.61
3315 NIP-COKE	15.75%	313,506,610	35.60
4919 MILBON	14.37%	199,972,710	8.31
8016 ONWARDHD	13.95%	152,839,020	13.99
2157 KOSHIDAK	13.93%	350,837,930	5.40
2930 TATSUJIN	13.73%	328,566,440	4.96
3922 PRTIMES	13.62%	1,361,554,900	2.95

Mothers

Stock	Share	Turnover(JPY)	PI (bps)
2370 MEDINET	20.14%	202,144,190	37.79
4597 SOLASIA	18.34%	149,042,920	15.23
4591 RIBOMIC	18.13%	300,984,130	7.78
3782 DDS	16.88%	249,572,050	8.55
4486 UNITE&GR	14.88%	429,241,910	3.58
3987 ECOMOTT	14.74%	128,637,070	7.36
6067 IMPACT	14.66%	357,602,100	3.64
6195 HOPE	14.57%	1,530,942,300	4.45
4564 OTS	13.89%	441,751,870	17.36
2150 CARENET	13.65%	959,079,750	3.79

JASDAQ

Stock	Share	Turnover(JPY)	PI (bps)
2315 CAICA	40.95%	158,911,850	209.21
3891 KODOSHI	26.38%	105,015,490	3.24
9973 KOZOSUSI	19.97%	117,304,590	54.32
7610 TAY TWO	19.85%	874,321,550	27.49
6628 ONKYOHE	18.77%	102,831,810	180.50
2702 MCDNALD	16.15%	884,210,300	5.47
7777 3DMATRIX	15.93%	116,269,450	8.80
4978 REPROCEL	15.80%	268,562,150	7.39
4347 BR-MEDIA	15.71%	133,197,370	25.79
3323 RECOMM	14.68%	233,394,060	15.37

Second Section

Stock	Share	Turnover(JPY)	PI (bps)
1491 CHUGAIM	18.75%	826,807,960	76.61
1757 CREA HD	15.97%	463,317,700	43.07
8226 RIKEI	14.61%	108,136,760	11.99
6366 CHIYODA	12.92%	134,274,020	10.74
4113 TAOKA	12.62%	135,754,500	4.04
6721 WINTEST	12.04%	212,757,360	8.49
4481 BASE	10.37%	318,295,300	4.68
3663 ARTSPARK	10.06%	690,767,560	1.63
5103 SHOWA HD	9.84%	130,717,990	27.78
3633 GMOPEPA	9.14%	242,884,400	6.28

ETFs & REITs

Stock	Share	Turnover(JPY)	PI (bps)
1699 NFOIL	29.42%	976,701,760	40.67
1615 NFBANKS	19.68%	319,844,030	30.98
1356 TPXBEAR2	16.03%	369,939,451	2.38
1357 NFNKDOUB	14.44%	18,359,916,472	6.03
1571 NFNKIV	13.29%	167,846,793	3.52
1458 RK 225LV	13.18%	1,800,229,344	3.24
8951 NBF	12.10%	8,011,194,400	4.68
1459 RK 225DI	11.97%	3,362,000,032	1.36
1365 DW 225LV	9.78%	249,002,985	2.73
1671 WTI ETF	9.62%	876,919,903	3.74

Top 10 Stocks by PI

Topix 100

Stock	PI (bps)	Turnover(JPY)	Share
8308 RESONA	2.98	355,550,540	3.96%
7201 NISSAN	2.74	1,220,787,040	5.17%
5020 ENEOS	2.72	564,244,400	2.51%
3402 TORAY	2.44	406,117,700	3.42%
8306 MUFG	2.41	2,124,146,310	3.22%
8601 DAIWASG	2.39	153,292,250	2.90%
1605 INPEX	2.08	556,446,140	3.22%
8002 MARBENI	2.01	249,166,040	3.02%
4188 MTBCM HD	1.83	188,777,660	2.47%
7202 ISUZU	1.71	355,807,250	2.62%

Nikkei 225

Stock	PI (bps)	Turnover(JPY)	Share
7211 MMC	16.81	1,353,869,540	18.10%
6472 NTN	16.17	498,212,970	13.41%
2768 SOJITZ	14.96	795,690,430	16.93%
4902 KONICAM	14.07	2,067,842,780	17.27%
7762 CITIZEN	12.92	662,483,980	16.85%
9501 TEPCOHD	11.07	2,384,593,550	14.10%
5803 FUJIKRA	10.97	471,030,480	15.49%
7186 CONCRDIA	9.12	356,266,250	10.07%
4005 SMICHEM	8.93	1,454,746,600	12.71%
5406 KOBESTL	7.75	934,459,870	9.27%

Topix Mid400

Stock	PI (bps)	Turnover(JPY)	Share
7167 MEBUKIFG	16.88	807,526,650	17.66%
7211 MMC	16.81	1,353,869,540	18.10%
6472 NTN	16.17	498,212,970	13.41%
2768 SOJITZ	14.96	795,690,430	16.93%
4902 KONICAM	14.07	2,067,842,780	17.27%
8410 SEVEN BK	13.95	974,339,190	23.42%
7762 CITIZEN	12.92	662,483,980	16.85%
9501 TEPCOHD	11.07	2,384,593,550	14.10%
5803 FUJIKRA	10.97	471,030,480	15.49%
8334 GUNMABK	9.23	113,261,580	14.26%

Small & Others

Stock	PI (bps)	Turnover(JPY)	Share
6740 JDI	62.09	226,252,150	18.91%
3315 NIP-COKE	35.60	313,506,610	15.75%
8585 OR.CORP	30.61	118,732,580	16.84%
6632 JVCKW	20.46	140,688,370	18.79%
8016 ONWARDHD	13.99	152,839,020	13.95%
8848 LEOPC21	12.88	552,170,010	13.27%
5563 NP-DENK	10.66	128,504,400	12.38%
8616 TT-FHD	10.31	163,749,280	10.13%
9424 JPN-COMM	10.22	613,050,580	12.81%
2337 ICHIGO	9.29	241,984,350	10.44%

Mothers

Stock	PI (bps)	Turnover(JPY)	Share
2370 MEDINET	37.79	202,144,190	20.14%
4564 OTS	17.36	441,751,870	13.89%
4597 SOLASIA	15.23	149,042,920	18.34%
9270 VALUENCE	14.09	124,975,750	2.27%
7829 SAMANTHA	13.53	151,948,680	10.60%
2987 TASUKI	12.90	137,666,500	1.93%
4594 BRITPATH	11.53	247,732,960	11.78%
3782 DDS	8.55	249,572,050	16.88%
6255 NPC INC	7.92	165,006,440	6.57%
4591 RIBOMIC	7.78	300,984,130	18.13%

JASDAQ

Stock	PI (bps)	Turnover(JPY)	Share
2315 CAICA	209.21	158,911,850	40.95%
6628 ONKYOHE	180.50	102,831,810	18.77%
9973 KOZOSUSI	54.32	117,304,590	19.97%
7610 TAY TWO	27.49	874,321,550	19.85%
4347 BR-MEDIA	25.79	133,197,370	15.71%
7692 EINFINIT	17.73	2,988,409,400	13.93%
3807 FISCO	15.50	102,378,940	4.90%
3323 RECOMM	15.37	233,394,060	14.68%
3536 AXAS HD	12.87	365,129,990	7.67%
4772 STREAM M	11.12	291,889,290	6.11%

Second Section

Stock	PI (bps)	Turnover(JPY)	Share
1491 CHUGAIM	76.61	826,807,960	18.75%
1757 CREA HD	43.07	463,317,700	15.97%
5103 SHOWA HD	27.78	130,717,990	9.84%
8226 RIKEI	11.99	108,136,760	14.61%
9878 SEKIDO	11.67	159,604,450	4.73%
6366 CHIYODA	10.74	134,274,020	12.92%
6721 WINTEST	8.49	212,757,360	12.04%
3633 GMOPEPA	6.28	242,884,400	9.14%
6897 TWNBIRD	5.45	127,754,010	8.02%
7065 UPR	5.02	128,063,150	7.01%

ETFs & REITs

Stock	PI (bps)	Turnover(JPY)	Share
1699 NFOIL	40.67	976,701,760	29.42%
1615 NFBANKS	30.98	319,844,030	19.68%
1357 NFNKDOUB	6.03	18,359,916,472	14.44%
8952 JRE	5.02	992,680,100	9.30%
8985 JHR	4.90	376,247,630	8.38%
8951 NBF	4.68	8,011,194,400	12.10%
3287 HOSINORR	4.63	262,836,900	9.14%
8976 DAIWAOF	3.91	144,236,600	5.45%
3226 ACCOMMO	3.82	197,402,500	5.29%
1671 WTI ETF	3.74	876,919,903	9.62%