

Market Report for the Week of August 17, 2020

Daily Averages

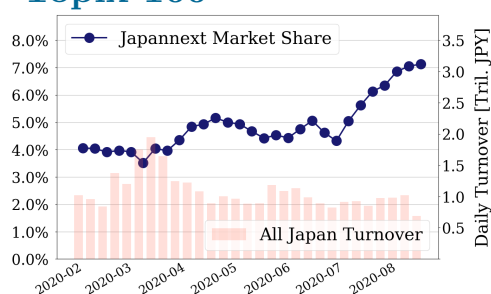
Universe	Turnover(JPY)	Volume	Share	PI (bps)	Symbols
All Market	155,942,709,447	119,792,595	7.50 %	3.23	2970
Topix100	49,137,454,912	15,635,200	7.13 %	0.61	100
Nikkei 225	56,494,750,226	31,624,560	7.30 %	1.94	225
TopixMid400	43,267,368,860	27,443,320	8.18 %	3.52	396
Small & Others	22,674,051,560	26,152,700	7.51 %	4.44	1496
Mothers & Jasdaq	18,853,190,542	23,213,180	6.18 %	7.77	616
ETFs & REITs	19,734,223,863	9,083,515	8.63 %	2.86	123

All Market
7.5 %

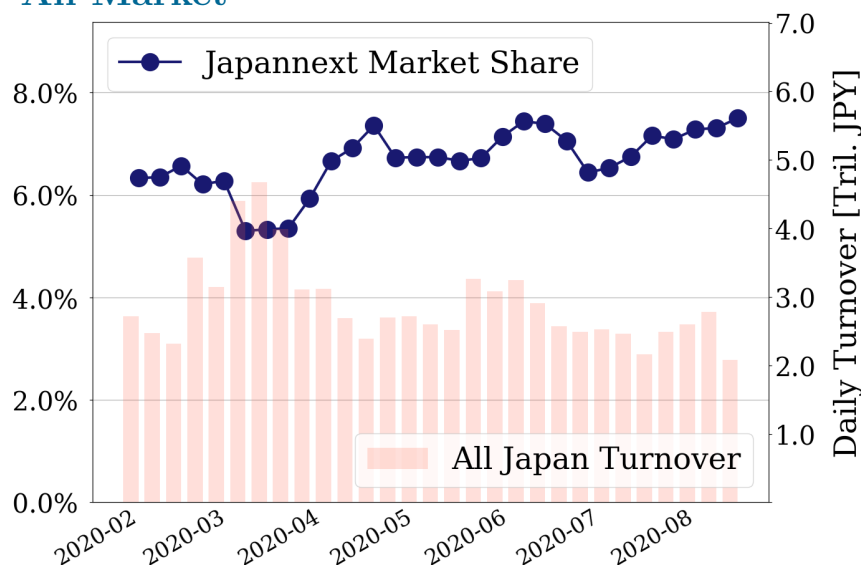
Topix 100
7.1 %

Nikkei 225
7.3 %

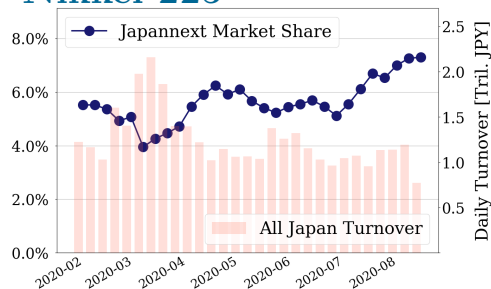
Topix 100



All Market



Nikkei 225



Top Stocks by Turnover

Stock	Turnover(JPY)	Share	PI (bps)
1570 NFNKLV	47,056,616,780	8.15%	1.77
9984 SOFTBNKG	41,647,667,080	10.29%	0.39
7974 NINTEND	33,147,826,500	10.86%	0.51
1357 NFNKDOUB	21,842,440,733	13.88%	5.59
6758 SONY	13,432,074,150	6.08%	0.40

Top Stocks by Market Share

Stock	Turnover(JPY)	Share	PI (bps)
9318 ASIADAVE	144,022,670	52.55%	515.76
8918 LAND	134,380,180	50.16%	473.59
8894 REVOLUTI	359,649,530	39.53%	95.93
2315 CAICA	405,399,230	30.99%	164.08
8585 OR.CORP	296,752,740	25.50%	32.81

Top Stocks by Price Improvement

Stock	Turnover(JPY)	Share	PI (bps)
9318 ASIADAVE	144,022,670	52.55%	515.76
8918 LAND	134,380,180	50.16%	473.59
2315 CAICA	405,399,230	30.99%	164.08
3528 PROSPECT	157,037,840	21.35%	106.62
8107 KIMRTAN	445,129,070	20.74%	100.39

Top Stocks by Savings

Stock	Turnover(JPY)	Share	Savings
1357 NFNKDOUB	21,842,440,733	13.88%	9,146,270
1570 NFNKLV	47,056,616,780	8.15%	6,615,240
2315 CAICA	405,399,230	30.99%	5,753,700
7647 ONTSU	670,375,510	22.64%	5,384,920
1491 CHUGAIM	833,229,740	20.90%	5,144,490

- ▶ Analysis is based on Japannext and Thomson Reuters data. Small & Others = First Section - TPX500.
- ▶ All Japan Turnover = Japannext (J+X+U+N) + TSE (excl. Tostnet) + Chi-X (excl. Chi-Match, Chi-Select).
Market Share = Japannext turnover / All Japan Turnover.
- ▶ Opening and Closing auction trades on the TSE are excluded from calculations.
- ▶ Price Improvement (PI) and Savings (PI*volume) are calculated by comparing the execution price against the primary market's best bid for each sell or best offer for each buy at the point of execution from the taker's perspective. Reported PI is a value-weighted average. Names with weekly traded value less than 100,000,000 JPY are excluded from the rankings tables.

Top 10 Stocks by Turnover

Topix 100

Stock	Turnover(JPY)	Share	PI (bps)
9984 SOFTBNKG	41,647,667,080	10.29%	0.39
7974 NINTEND	33,147,826,500	10.86%	0.51
6758 SONY	13,432,074,150	6.08%	0.40
8035 TKOELCN	10,519,550,080	8.92%	0.26
6861 KEYENCE	7,358,871,240	10.99%	0.31
9983 FASTRET	6,627,451,600	8.14%	0.39
7203 TOYOTA	6,249,460,760	6.55%	0.44
8316 SMFG	5,534,046,620	10.40%	0.92
6981 MURATA	4,793,270,050	6.71%	0.68
9020 JR EAST	4,636,568,150	10.24%	0.42

Nikkei 225

Stock	Turnover(JPY)	Share	PI (bps)
9984 SOFTBNKG	41,647,667,080	10.29%	0.39
6758 SONY	13,432,074,150	6.08%	0.40
8035 TKOELCN	10,519,550,080	8.92%	0.26
2413 M3	7,731,844,800	13.51%	4.44
6857 ADVNTST	7,644,094,850	12.65%	5.42
9983 FASTRET	6,627,451,600	8.14%	0.39
7203 TOYOTA	6,249,460,760	6.55%	0.44
4689 ZHD	6,171,823,040	8.99%	3.90
8316 SMFG	5,534,046,620	10.40%	0.92
9020 JR EAST	4,636,568,150	10.24%	0.42

Topix Mid400

Stock	Turnover(JPY)	Share	PI (bps)
6920 LASRTEC	10,262,675,400	12.40%	2.80
2413 M3	7,731,844,800	13.51%	4.44
6857 ADVNTST	7,644,094,850	12.65%	5.42
4689 ZHD	6,171,823,040	8.99%	3.90
8028 FAMILYMA	4,476,636,190	11.06%	1.40
4755 RAKUTEN	4,470,720,260	12.26%	2.90
6754 ANRITSU	4,233,414,010	13.06%	1.41
3436 SUMCO	3,983,679,320	8.94%	1.98
3038 KOBE BSN	3,769,634,500	12.01%	3.73
6701 NEC	3,476,267,500	10.21%	3.80

Small & Others

Stock	Turnover(JPY)	Share	PI (bps)
3962 CHANGE	6,683,577,500	11.19%	2.18
3182 OIRADICH	3,029,054,700	9.98%	4.04
3788 GMOCLOUD	2,931,374,600	10.40%	2.68
3681 V-CUBE	2,358,867,940	6.92%	1.99
4776 CYBOZU	2,268,700,390	15.18%	3.73
3661 M-UPHD	1,758,865,350	8.89%	3.90
9792 NICIGAK	1,318,640,170	9.85%	1.97
7606 UARROWS	1,312,613,580	8.94%	1.75
9424 JPN-COMM	1,204,414,860	10.70%	10.95
6541 GRACETEC	1,191,737,000	8.42%	3.10

Mothers

Stock	Turnover(JPY)	Share	PI (bps)
4477 BASE	7,087,054,100	6.60%	2.72
2160 GNI	5,787,646,320	10.26%	1.38
6095 MEDPEER	4,679,382,500	10.39%	3.27
4385 MERCARI	4,114,021,450	8.76%	3.54
4563 ANGES	3,619,951,620	9.46%	1.52
4488 AIINSIDE	2,774,364,500	9.84%	2.59
4480 MEDLEY	2,563,999,800	8.61%	2.99
7707 PSS	2,537,585,670	8.09%	1.75
4479 MAKUAKE	2,353,641,300	6.96%	2.73
3911 AIMING	1,970,266,240	14.07%	3.10

JASDAQ

Stock	Turnover(JPY)	Share	PI (bps)
2484 DEMAECAN	1,858,113,760	9.08%	1.55
7564 WORKMAN	1,571,216,400	11.59%	2.24
8256 MARUMIT	1,213,077,940	15.03%	6.99
2702 MCDNALD	1,045,414,500	13.31%	5.03
3760 CAVE	932,772,430	13.37%	1.37
2191 TELLA	783,129,690	11.81%	1.96
3536 AXAS HD	630,335,410	10.99%	11.21
2782 SERIA	501,170,250	7.28%	2.99
9973 KOZOSUSI	466,574,330	20.07%	39.02
4712 KEYH	455,050,130	8.27%	4.50

Second Section

Stock	Turnover(JPY)	Share	PI (bps)
6502 TOSHIBA	2,629,697,500	13.74%	4.53
1491 CHUGAIM	833,229,740	20.90%	82.62
3823 ACRODEA	719,824,850	9.71%	7.59
7647 ONTSU	670,375,510	22.64%	93.15
2929 PHARMA F	608,526,700	8.63%	2.46
8894 REVOLUTI	359,649,530	39.53%	95.93
3663 ARTSPARK	342,911,820	4.96%	2.17
1757 CREA HD	298,585,430	16.54%	26.18
5103 SHOWA HD	296,212,870	12.67%	29.01
4595 MIZHMEDY	258,020,910	5.72%	1.78

ETFs & REITs

Stock	Turnover(JPY)	Share	PI (bps)
1570 NFNKLV	47,056,616,780	8.15%	1.77
1357 NFNKDOUB	21,842,440,733	13.88%	5.59
1360 NKBEAR-2	5,122,089,437	20.05%	1.51
1459 RK 225DI	4,269,994,852	23.73%	1.14
1579 225 BULL	3,552,171,330	8.89%	1.24
1458 RK 225LV	1,842,755,503	14.40%	3.60
1321 NFNK225	1,063,422,633	5.75%	1.09
1671 WTI ETF	857,621,117	17.08%	2.91
1540 JPP GLD	740,125,984	11.27%	3.19
1552 VIXSHORT	685,874,743	10.58%	2.32

Top 10 Stocks by Market Share

Topix 100

Stock	Share	Turnover(JPY)	PI (bps)
9201 JAL	11.62%	4,456,020,760	1.01
6861 KEYENCE	10.99%	7,358,871,240	0.31
7974 NINTEND	10.86%	33,147,826,500	0.51
8316 SMFG	10.40%	5,534,046,620	0.92
9984 SOFTBNKG	10.29%	41,647,667,080	0.39
9020 JR EAST	10.24%	4,636,568,150	0.42
8591 ORIX	10.21%	2,954,988,640	1.09
9022 JR CENT	9.94%	2,309,117,270	0.42
9021 JR WEST	9.74%	2,251,156,790	0.61
9437 DOCOMO	9.31%	2,127,408,420	1.18

Nikkei 225

Stock	Share	Turnover(JPY)	PI (bps)
2768 SOJITZ	19.77%	704,837,310	14.47
9501 TEPCOHD	17.98%	1,502,191,920	8.81
5703 NLM HD	17.61%	258,983,560	15.93
6472 NTN	16.83%	454,404,010	15.89
7211 MMC	16.67%	1,492,315,810	13.35
7186 CONCRDIA	15.77%	526,663,890	7.86
5803 FUJIKRA	15.42%	386,135,850	9.97
7004 HIT-ZOS	15.42%	168,405,670	6.86
3861 OJI HD	14.82%	446,590,040	6.18
9412 SKYPER J	14.62%	102,387,280	7.02

Topix Mid400

Stock	Share	Turnover(JPY)	PI (bps)
2768 SOJITZ	19.77%	704,837,310	14.47
8410 SEVEN BK	18.75%	854,877,920	12.25
8572 ACOM	18.67%	298,335,740	6.69
9501 TEPCOHD	17.98%	1,502,191,920	8.81
5703 NLM HD	17.61%	258,983,560	15.93
6472 NTN	16.83%	454,404,010	15.89
7211 MMC	16.67%	1,492,315,810	13.35
2127 M&A	15.94%	1,884,404,000	5.16
7186 CONCRDIA	15.77%	526,663,890	7.86
2264 MORNGAM	15.46%	671,654,300	5.01

Small & Others

Stock	Share	Turnover(JPY)	PI (bps)
8918 LAND	50.16%	134,380,180	473.59
8585 OR.CORP	25.50%	296,752,740	32.81
6632 JVCKW	20.79%	135,553,400	17.82
8107 KIMRTAN	20.74%	445,129,070	100.39
4779 SOFTBRN	20.27%	711,537,230	5.05
2337 ICHIGO	16.53%	244,044,990	9.90
4321 KENEDIX	16.47%	466,077,500	5.68
8848 LEOPC21	15.90%	274,271,100	15.29
3632 GREE	15.48%	773,682,880	4.64
7004 HIT-ZOS	15.42%	168,405,670	6.86

Mothers

Stock	Share	Turnover(JPY)	PI (bps)
1447 ITBOOKHD	17.73%	368,434,100	4.24
4424 AMAZIA	17.34%	1,017,864,850	3.23
4591 RIBOMIC	16.78%	1,118,808,590	3.94
2370 MEDINET	15.72%	493,104,590	25.84
4597 SOLASIA	15.16%	233,129,530	14.11
3911 AIMING	14.07%	1,970,266,240	3.10
4596 KUBOTAPH	12.89%	321,671,880	6.89
5704 JMC	12.40%	116,685,540	12.06
4564 OTS	10.98%	418,297,560	17.15
3990 UUM	10.88%	425,937,640	1.49

JASDAQ

Stock	Share	Turnover(JPY)	PI (bps)
2315 CAICA	30.99%	405,399,230	164.08
9973 KOZOSUSI	20.07%	466,574,330	39.02
7612 NUTS	19.66%	105,920,620	83.34
2134 SUNCAPTL	16.31%	201,347,110	33.10
7610 TAY TWO	15.46%	426,055,590	23.50
8256 MARUMIT	15.03%	1,213,077,940	6.99
4978 REPROCEL	14.43%	273,534,380	5.17
4347 BR-MEDIA	14.42%	270,857,480	19.87
2673 YUMETAI	13.50%	327,969,280	13.07
3760 CAVE	13.37%	932,772,430	1.37

Second Section

Stock	Share	Turnover(JPY)	PI (bps)
9318 ASIADVEVE	52.55%	144,022,670	515.76
8894 REVOLUTI	39.53%	359,649,530	95.93
7647 ONTSU	22.64%	670,375,510	93.15
3528 PROSPECT	21.35%	157,037,840	106.62
1491 CHUGAIM	20.90%	833,229,740	82.62
1757 CREA HD	16.54%	298,585,430	26.18
6502 TOSHIBA	13.74%	2,629,697,500	4.53
5103 SHOWA HD	12.67%	296,212,870	29.01
9969 SHOKUBU	11.11%	146,089,560	6.49
6670 MCJ	10.74%	240,269,570	2.46

ETFs & REITs

Stock	Share	Turnover(JPY)	PI (bps)
1459 RK 225DI	23.73%	4,269,994,852	1.14
1699 NFOIL	22.54%	603,241,619	36.69
1360 NKBEAR-2	20.05%	5,122,089,437	1.51
1671 WTI ETF	17.08%	857,621,117	2.91
1365 DW 225LV	16.45%	620,107,942	2.17
1458 RK 225LV	14.40%	1,842,755,503	3.60
1357 NFNKDOUB	13.88%	21,842,440,733	5.59
1366 DW 225DI	13.00%	408,923,949	1.76
1356 TPXBEAR2	12.22%	317,395,399	1.66
1540 JPP GLD	11.27%	740,125,984	3.19

Top 10 Stocks by PI

Topix 100

Stock	PI (bps)	Turnover(JPY)	Share
8411 MIZUHO	7.05	2,049,914,580	5.37%
8308 RESONA	2.79	239,820,190	2.57%
7201 NISSAN	2.54	1,701,118,580	5.69%
8306 MUFG	2.45	3,209,215,170	4.01%
5020 ENEOS	2.45	636,587,530	3.33%
3402 TORAY	2.28	256,218,760	3.50%
8601 DAIWASG	2.27	105,358,780	2.01%
8002 MARBENI	2.02	454,321,950	3.52%
4188 MTBCM HD	1.95	334,486,730	3.42%
8604 NOMRAHD	1.93	149,227,390	0.80%

Nikkei 225

Stock	PI (bps)	Turnover(JPY)	Share
5703 NLM HD	15.93	258,983,560	17.61%
6472 NTN	15.89	454,404,010	16.83%
2768 SOJITZ	14.47	704,837,310	19.77%
7211 MMC	13.35	1,492,315,810	16.67%
5803 FUJIKRA	9.97	386,135,850	15.42%
4902 KONICAM	9.09	1,385,577,860	14.25%
9501 TEPCOHD	8.81	1,502,191,920	17.98%
4005 SMICHEM	8.72	1,125,981,280	14.36%
7762 CITIZEN	8.65	353,909,250	12.38%
7186 CONCRDIA	7.86	526,663,890	15.77%

Topix Mid400

Stock	PI (bps)	Turnover(JPY)	Share
5703 NLM HD	15.93	258,983,560	17.61%
6472 NTN	15.89	454,404,010	16.83%
2768 SOJITZ	14.47	704,837,310	19.77%
7211 MMC	13.35	1,492,315,810	16.67%
8410 SEVEN BK	12.25	854,877,920	18.75%
7167 MEBUKIFG	10.61	284,129,340	13.62%
5803 FUJIKRA	9.97	386,135,850	15.42%
4902 KONICAM	9.09	1,385,577,860	14.25%
9501 TEPCOHD	8.81	1,502,191,920	17.98%
4005 SMICHEM	8.72	1,125,981,280	14.36%

Small & Others

Stock	PI (bps)	Turnover(JPY)	Share
8918 LAND	473.59	134,380,180	50.16%
8107 KIMRTAN	100.39	445,129,070	20.74%
8585 OR.CORP	32.81	296,752,740	25.50%
6632 JVCKW	17.82	135,553,400	20.79%
8848 LEOPC21	15.29	274,271,100	15.90%
5563 NP-DENK	13.31	130,651,260	10.92%
8515 AIFUL	11.09	1,118,006,000	15.29%
9424 JPN-COMM	10.95	1,204,414,860	10.70%
5337 DANTO HD	10.86	369,054,890	10.50%
2337 ICHIGO	9.90	244,044,990	16.53%

Mothers

Stock	PI (bps)	Turnover(JPY)	Share
4055 T&S	39.84	741,199,400	0.66%
7353 KIYO	33.24	102,390,500	0.86%
2370 MEDINET	25.84	493,104,590	15.72%
4564 OTS	17.15	418,297,560	10.98%
4597 SOLASIA	14.11	233,129,530	15.16%
5704 JMC	12.06	116,685,540	12.40%
2586 FRUTA	9.71	344,722,770	10.84%
4496 COMMONE	9.23	267,269,500	2.12%
6579 LOGLY	9.19	262,051,510	3.92%
3624 AXELMARK	7.00	100,579,350	9.95%

JASDAQ

Stock	PI (bps)	Turnover(JPY)	Share
2315 CAICA	164.08	405,399,230	30.99%
7612 NUTS	83.34	105,920,620	19.66%
9973 KOZOSUSI	39.02	466,574,330	20.07%
2134 SUNCAPTL	33.10	201,347,110	16.31%
7610 TAY TWO	23.50	426,055,590	15.46%
4347 BR-MEDIA	19.87	270,857,480	14.42%
2388 WEDGE-HD	13.11	221,255,490	7.36%
2673 YUMETAI	13.07	327,969,280	13.50%
3536 AXAS HD	11.21	630,335,410	10.99%
4293 SEPTENHD	8.64	186,675,530	11.98%

Second Section

Stock	PI (bps)	Turnover(JPY)	Share
9318 ASIADAVE	515.76	144,022,670	52.55%
3528 PROSPECT	106.62	157,037,840	21.35%
8894 REVOLUTI	95.93	359,649,530	39.53%
7647 ONTSU	93.15	670,375,510	22.64%
1491 CHUGAIM	82.62	833,229,740	20.90%
5103 SHOWA HD	29.01	296,212,870	12.67%
1757 CREA HD	26.18	298,585,430	16.54%
8226 RIKEI	11.71	103,967,140	6.75%
6366 CHIYODA	8.49	111,422,660	10.70%
3823 ACRODEA	7.59	719,824,850	9.71%

ETFs & REITs

Stock	PI (bps)	Turnover(JPY)	Share
1699 NFOIL	36.69	603,241,619	22.54%
1615 NFBANKS	24.61	116,994,380	8.98%
1357 NFNKDOUB	5.59	21,842,440,733	13.88%
3269 ADR	5.17	253,156,350	5.57%
3471 MITSUILP	5.07	143,380,700	4.46%
3309 SEKSUIHR	4.72	206,871,140	7.09%
3296 NP REIT	4.51	164,931,450	5.11%
8952 JRE	4.18	429,226,200	4.23%
3283 PROLOGIS	4.17	452,373,150	5.93%
8951 NBF	4.13	506,638,700	3.92%