

Market Report for the Week of August 10, 2020

Daily Averages

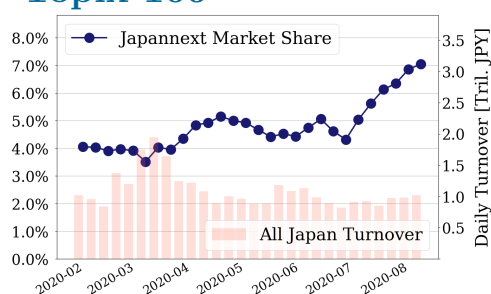
Universe	Turnover(JPY)	Volume	Share	PI (bps)	Symbols
All Market	203,178,297,326	165,709,042	7.31 %	3.43	3074
Topix100	71,781,711,162	25,553,725	7.05 %	0.65	100
Nikkei 225	86,693,120,500	49,415,775	7.26 %	2.03	225
TopixMid400	60,470,620,878	40,168,350	7.68 %	3.88	396
Small & Others	24,708,565,200	27,485,175	6.71 %	4.34	1557
Mothers & Jasdaq	16,106,545,862	25,728,675	6.56 %	9.17	643
ETFs & REITs	27,243,971,649	14,481,792	8.21 %	3.19	122

All Market
7.3 %

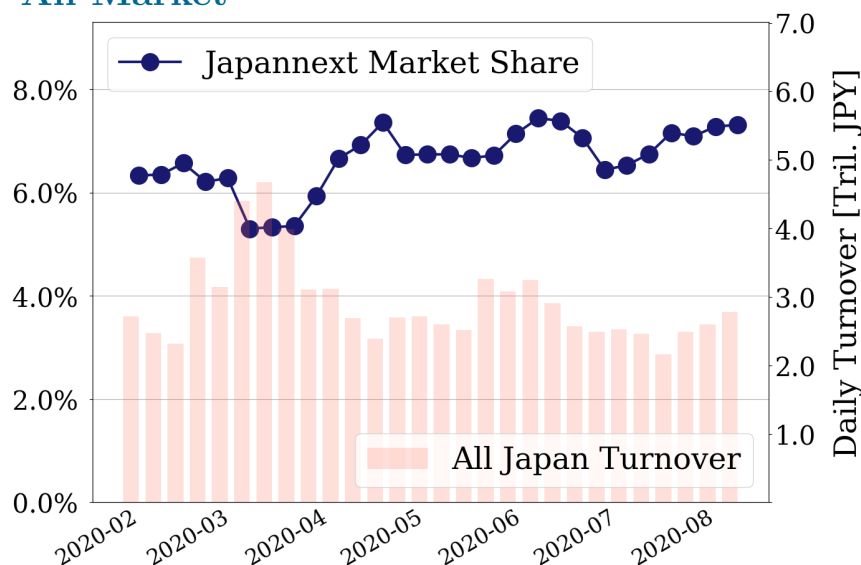
Topix 100
7.0 %

Nikkei 225
7.3 %

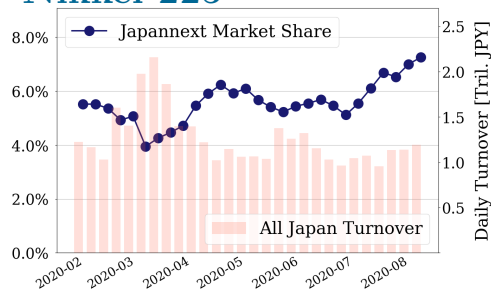
Topix 100



All Market



Nikkei 225



Top Stocks by Turnover

Stock	Turnover(JPY)	Share	PI (bps)
9984 SOFTBANK	57,839,089,060	11.19%	0.41
1570 NFNKLV	47,943,320,934	7.86%	1.92
1357 NFNKDOUB	28,289,068,446	14.38%	5.34
7974 NINTEND	19,040,150,450	10.13%	0.57
6920 LASRTEC	14,221,450,300	13.05%	2.79

Top Stocks by Market Share

Stock	Turnover(JPY)	Share	PI (bps)
9318 ASIADAVE	306,132,550	65.57%	520.24
2315 CAICA	566,062,470	33.01%	150.40
3528 PROSPECT	208,536,950	29.61%	90.46
6628 ONKYO	136,006,390	28.91%	81.52
1699 NFOIL	902,080,257	23.05%	38.59

Top Stocks by Price Improvement

Stock	Turnover(JPY)	Share	PI (bps)
9318 ASIADAVE	306,132,550	65.57%	520.24
2315 CAICA	566,062,470	33.01%	150.40
3777 FHTHD	114,893,570	22.87%	136.28
7647 ONTSU	1,026,054,260	17.97%	91.68
3528 PROSPECT	208,536,950	29.61%	90.46

Top Stocks by Savings

Stock	Turnover(JPY)	Share	Savings
1357 NFNKDOUB	28,289,068,446	14.38%	11,293,606
9318 ASIADAVE	306,132,550	65.57%	11,153,680
7647 ONTSU	1,026,054,260	17.97%	8,303,780
2315 CAICA	566,062,470	33.01%	7,466,030
1570 NFNKLV	47,943,320,934	7.86%	7,403,518

- ▶ Analysis is based on Japannext and Thomson Reuters data. Small & Others = First Section - TPX500.
- ▶ All Japan Turnover = Japannext (J+X+U+N) + TSE (excl. Tostnet) + Chi-X (excl. Chi-Match, Chi-Select). Market Share = Japannext turnover / All Japan Turnover.
- ▶ Opening and Closing auction trades on the TSE are excluded from calculations.
- ▶ Price Improvement (PI) and Savings (PI*volume) are calculated by comparing the execution price against the primary market's best bid or best offer for each sell or best offer for each buy at the point of execution from the taker's perspective. Reported PI is a value-weighted average. Names with weekly traded value less than 100,000,000 JPY are excluded from the rankings tables.

Top 10 Stocks by Turnover

Topix 100

Stock	Turnover(JPY)	Share	PI (bps)
9984 SOFTBNKG	57,839,089,060	11.19%	0.41
7974 NINTEND	19,040,150,450	10.13%	0.57
7203 TOYOTA	10,306,035,130	6.10%	0.40
6861 KEYENCE	9,107,744,760	10.15%	0.39
8035 TKOELCN	8,992,085,670	8.53%	0.25
6758 SONY	8,241,494,510	5.26%	0.42
9983 FASTRET	7,760,129,860	7.96%	0.43
9020 JR EAST	6,920,802,300	11.84%	0.42
8316 SMFG	6,316,055,540	8.34%	0.99
9022 JR CENT	6,128,714,190	14.60%	0.46

Nikkei 225

Stock	Turnover(JPY)	Share	PI (bps)
9984 SOFTBNKG	57,839,089,060	11.19%	0.41
7203 TOYOTA	10,306,035,130	6.10%	0.40
6857 ADVNTST	9,924,828,900	17.41%	5.90
8035 TKOELCN	8,992,085,670	8.53%	0.25
6758 SONY	8,241,494,510	5.26%	0.42
9983 FASTRET	7,760,129,860	7.96%	0.43
9020 JR EAST	6,920,802,300	11.84%	0.42
4755 RAKUTEN	6,710,638,200	11.39%	2.81
2413 M3	6,320,514,700	12.85%	5.28
8316 SMFG	6,316,055,540	8.34%	0.99

Topix Mid400

Stock	Turnover(JPY)	Share	PI (bps)
6920 LASRTEC	14,221,450,300	13.05%	2.79
6857 ADVNTST	9,924,828,900	17.41%	5.90
4755 RAKUTEN	6,710,638,200	11.39%	2.81
2413 M3	6,320,514,700	12.85%	5.28
4689 ZHD	5,563,674,070	9.28%	4.83
3038 KOBE BSN	4,034,464,500	13.06%	3.94
6723 RENESAS	3,961,367,560	12.70%	5.03
6976 TAIYOYU	3,892,372,550	10.07%	3.97
9684 SQENIXHD	3,850,296,000	15.37%	4.27
6701 NEC	2,897,500,400	9.46%	4.50

Small & Others

Stock	Turnover(JPY)	Share	PI (bps)
3962 CHANGE	3,943,860,500	7.64%	3.12
8515 AIFUL	2,275,582,610	11.95%	11.27
3656 KLAB	1,701,455,390	10.95%	2.65
4574 TAIKO PH	1,642,919,620	6.13%	1.28
3788 GMOCLOUD	1,504,678,500	6.93%	3.52
9603 H.I.S.	1,485,251,290	7.02%	1.70
4776 CYBOZU	1,317,495,400	9.99%	2.63
3981 BEAGLEE	1,175,928,150	14.75%	1.62
7606 UARROWS	1,171,843,290	9.69%	1.94
3681 V-CUBE	1,086,830,210	7.93%	1.91

Mothers

Stock	Turnover(JPY)	Share	PI (bps)
4385 MERCARI	4,626,474,500	7.99%	2.95
4591 RIBOMIC	3,153,954,210	10.47%	4.63
4563 ANGES	3,057,817,300	9.89%	1.55
7707 PSS	2,294,917,150	8.21%	1.81
3689 IGNIS	1,957,805,380	7.97%	1.30
4477 BASE	1,939,111,300	8.70%	3.60
6095 MEDPEER	1,655,026,600	7.93%	3.50
4488 AIINSIDE	1,599,464,500	8.09%	2.81
3911 AIMING	1,548,978,190	11.45%	2.86
6195 HOPE	1,406,646,050	6.97%	5.26

JASDAQ

Stock	Turnover(JPY)	Share	PI (bps)
7564 WORKMAN	1,877,138,000	7.43%	2.28
2191 TELLA	1,201,936,520	10.18%	2.22
2702 MCDNALD	1,110,377,000	13.35%	4.98
9973 KOZOSUSI	689,434,050	20.88%	38.15
3760 CAVE	657,987,050	12.09%	1.63
2484 DEMAECAN	580,862,580	6.14%	1.67
3776 BB-TOWER	573,126,240	13.08%	9.89
2315 CAICA	566,062,470	33.01%	150.40
2782 SERIA	490,065,900	7.59%	3.76
3536 AXAS HD	454,180,080	5.70%	10.13

Second Section

Stock	Turnover(JPY)	Share	PI (bps)
6502 TOSHIBA	2,311,487,900	11.32%	4.42
1491 CHUGAIM	1,394,340,030	20.24%	69.89
7647 ONTSU	1,026,054,260	17.97%	91.68
3663 ARTSPARK	634,005,420	8.44%	2.94
8894 REVOLUTI	484,102,940	20.95%	78.66
1757 CREA HD	454,690,900	19.45%	24.64
6670 MCJ	447,595,210	11.66%	2.52
7703 KAWASMI	443,725,640	19.31%	1.87
2929 PHARMA F	381,823,510	9.19%	2.50
6897 TWNBIRD	330,116,480	11.67%	3.28

ETFs & REITs

Stock	Turnover(JPY)	Share	PI (bps)
1570 NFNKLV	47,943,320,934	7.86%	1.92
1357 NFNKDOUB	28,289,068,446	14.38%	5.34
1360 NKBEAR-2	5,617,078,030	14.56%	1.42
1579 225 BULL	3,651,924,910	6.64%	1.27
1459 RK 225DI	3,466,263,688	9.64%	2.53
1458 RK 225LV	2,001,370,855	13.61%	3.51
1321 NFNK225	1,134,414,331	3.22%	1.15
1540 JPP GLD	1,046,715,688	11.81%	3.21
1671 WTI ETF	1,018,468,965	13.82%	3.41
1699 NFOIL	902,080,257	23.05%	38.59

Top 10 Stocks by Market Share

Topix 100

Stock	Share	Turnover(JPY)	PI (bps)
9022 JR CENT	14.60%	6,128,714,190	0.46
9201 JAL	12.31%	5,147,981,050	1.08
9020 JR EAST	11.84%	6,920,802,300	0.42
9202 ANA	11.75%	4,245,866,630	0.90
9984 SOFTBNKG	11.19%	57,839,089,060	0.41
9021 JR WEST	10.48%	3,429,252,710	0.70
6861 KEYENCE	10.15%	9,107,744,760	0.39
7974 NINTEND	10.13%	19,040,150,450	0.57
8591 ORIX	9.77%	3,526,402,640	1.15
4661 OLC	9.69%	4,880,324,970	0.43

Nikkei 225

Stock	Share	Turnover(JPY)	PI (bps)
6472 NTN	20.47%	949,926,750	17.47
2768 SOJITZ	18.65%	1,035,019,020	14.89
5703 NLM HD	18.34%	292,075,830	19.83
6857 ADVNTST	17.41%	9,924,828,900	5.90
9501 TEPCOHD	16.07%	2,001,618,590	10.18
7211 MMC	15.19%	1,612,384,960	14.10
7186 CONCRDIA	14.73%	508,367,400	10.08
9022 JR CENT	14.60%	6,128,714,190	0.46
4005 SMICHEM	14.57%	1,994,310,290	9.52
5803 FUJIKRA	14.49%	382,789,080	10.47

Topix Mid400

Stock	Share	Turnover(JPY)	PI (bps)
8410 SEVEN BK	22.18%	941,242,140	14.14
6472 NTN	20.47%	949,926,750	17.47
2768 SOJITZ	18.65%	1,035,019,020	14.89
5703 NLM HD	18.34%	292,075,830	19.83
6857 ADVNTST	17.41%	9,924,828,900	5.90
9501 TEPCOHD	16.07%	2,001,618,590	10.18
2127 M&A	15.41%	2,293,385,700	5.37
3938 LINE	15.37%	1,551,342,600	6.69
9684 SQENIXHD	15.37%	3,850,296,000	4.27
7211 MMC	15.19%	1,612,384,960	14.10

Small & Others

Stock	Share	Turnover(JPY)	PI (bps)
6632 JVCKW	19.08%	154,448,990	23.42
8585 OR.CORP	18.06%	319,036,770	33.45
9792 NICIGAK	16.97%	794,072,080	2.44
8698 MONEX G	15.24%	430,805,900	11.57
3672 ALTPLUS	14.79%	289,775,330	4.70
3981 BEAGLEE	14.75%	1,175,928,150	1.62
8848 LEOPC21	14.06%	300,797,710	15.30
4344 SOURCENX	13.75%	157,875,910	9.11
7004 HIT-ZOS	13.07%	139,794,600	7.77
4549 EIKEN	13.03%	239,513,430	3.84

Mothers

Stock	Share	Turnover(JPY)	PI (bps)
2370 MEDINET	21.58%	289,480,370	25.89
2586 FRUTA	21.02%	525,344,860	6.81
1447 ITBOOKHD	16.89%	366,951,360	3.86
7047 PORT	16.55%	302,485,930	3.44
4597 SOLASIA	14.85%	185,318,850	12.32
7779 CYBRDYNE	12.54%	114,830,290	5.83
4393 BOI	12.12%	460,086,500	2.75
4594 BRITPATH	12.08%	103,090,880	11.33
2158 FRONTEO	11.99%	321,772,870	3.53
3911 AIMING	11.45%	1,548,978,190	2.86

JASDAQ

Stock	Share	Turnover(JPY)	PI (bps)
2315 CAICA	33.01%	566,062,470	150.40
6628 ONKYO	28.91%	136,006,390	81.52
3777 FHTHD	22.87%	114,893,570	136.28
9973 KOZOSUSI	20.88%	689,434,050	38.15
8704 TRADERS	19.89%	173,632,760	25.76
4579 RAQUALIA	19.70%	153,094,910	2.80
4293 SEPTENHD	15.93%	383,467,270	9.62
8256 MARUMIT	13.79%	306,205,840	8.28
6888 ACMOS	13.62%	144,176,770	5.41
7610 TAY TWO	13.38%	384,460,440	25.06

Second Section

Stock	Share	Turnover(JPY)	PI (bps)
9318 ASIADVEVE	65.57%	306,132,550	520.24
3528 PROSPECT	29.61%	208,536,950	90.46
8894 REVOLUTI	20.95%	484,102,940	78.66
1491 CHUGAIM	20.24%	1,394,340,030	69.89
1757 CREA HD	19.45%	454,690,900	24.64
5856 LIEH	19.35%	253,493,920	25.87
7703 KAWASMI	19.31%	443,725,640	1.87
7647 ONTSU	17.97%	1,026,054,260	91.68
6897 TWNBIRD	11.67%	330,116,480	3.28
6670 MCJ	11.66%	447,595,210	2.52

ETFs & REITs

Stock	Share	Turnover(JPY)	PI (bps)
1699 NFOIL	23.05%	902,080,257	38.59
1360 NKBEAR-2	14.56%	5,617,078,030	1.42
1357 NFNKDOUB	14.38%	28,289,068,446	5.34
1671 WTI ETF	13.82%	1,018,468,965	3.41
1458 RK 225LV	13.61%	2,001,370,855	3.51
1365 DW 225LV	12.96%	656,790,507	2.09
1540 JPP GLD	11.81%	1,046,715,688	3.21
1356 TPXBEAR2	11.04%	473,138,752	1.51
1571 NFNKIV	10.17%	312,499,381	2.12
1459 RK 225DI	9.64%	3,466,263,688	2.53

Top 10 Stocks by PI

Topix 100

Stock	PI (bps)	Turnover(JPY)	Share
8411 MIZUHO	7.03	2,720,866,890	4.42%
8308 RESONA	2.73	294,832,610	2.31%
5020 ENEOS	2.56	1,269,982,420	3.49%
7201 NISSAN	2.54	1,624,260,620	5.45%
8306 MUFG	2.34	4,546,756,980	4.40%
8601 DAIWASG	2.29	191,288,760	3.15%
3402 TORAY	2.16	423,201,630	3.80%
8002 MARBENI	2.11	471,877,470	3.08%
8604 NOMRAHD	1.97	406,888,370	1.77%
4188 MTBCM HD	1.95	411,599,040	3.43%

Nikkei 225

Stock	PI (bps)	Turnover(JPY)	Share
5703 NLM HD	19.83	292,075,830	18.34%
6472 NTN	17.47	949,926,750	20.47%
2768 SOJITZ	14.89	1,035,019,020	18.65%
7211 MMC	14.10	1,612,384,960	15.19%
5803 FUJIKRA	10.47	382,789,080	14.49%
9501 TEPCOHD	10.18	2,001,618,590	16.07%
7186 CONCRDIA	10.08	508,367,400	14.73%
4005 SMICHEM	9.52	1,994,310,290	14.57%
7762 CITIZEN	9.47	534,200,550	13.00%
4902 KONICAM	9.33	1,277,025,750	14.03%

Topix Mid400

Stock	PI (bps)	Turnover(JPY)	Share
5703 NLM HD	19.83	292,075,830	18.34%
6472 NTN	17.47	949,926,750	20.47%
2768 SOJITZ	14.89	1,035,019,020	18.65%
8410 SEVEN BK	14.14	941,242,140	22.18%
7211 MMC	14.10	1,612,384,960	15.19%
7167 MEBUKIFG	13.49	539,138,480	14.21%
5803 FUJIKRA	10.47	382,789,080	14.49%
9501 TEPCOHD	10.18	2,001,618,590	16.07%
7186 CONCRDIA	10.08	508,367,400	14.73%
4005 SMICHEM	9.52	1,994,310,290	14.57%

Small & Others

Stock	PI (bps)	Turnover(JPY)	Share
8585 OR.CORP	33.45	319,036,770	18.06%
6632 JVCKW	23.42	154,448,990	19.08%
7161 JIMOTOHD	18.82	159,363,710	10.56%
8848 LEOPC21	15.30	300,797,710	14.06%
8616 TT-FHD	14.06	108,442,090	11.09%
8524 NORTHPBK	13.94	161,671,470	12.87%
5563 NP-DENK	13.38	360,296,000	10.30%
8698 MONEX G	11.57	430,805,900	15.24%
2337 ICHIGO	11.55	284,569,440	12.68%
8515 AIFUL	11.27	2,275,582,610	11.95%

Mothers

Stock	PI (bps)	Turnover(JPY)	Share
4055 T&S	30.52	937,964,700	3.94%
2370 MEDINET	25.89	289,480,370	21.58%
4883 MODALIS	19.12	136,188,010	0.24%
4597 SOLASIA	12.32	185,318,850	14.85%
4594 BRITPATH	11.33	103,090,880	12.08%
4053 SUN AST	9.89	135,047,610	0.58%
4497 LOCOGUID	8.35	242,466,700	2.09%
3989 SHARINGT	7.66	211,398,180	9.17%
4478 FREEE	7.08	333,154,750	4.64%
2586 FRUTA	6.81	525,344,860	21.02%

JASDAQ

Stock	PI (bps)	Turnover(JPY)	Share
2315 CAICA	150.40	566,062,470	33.01%
3777 FHTHD	136.28	114,893,570	22.87%
6628 ONKYO	81.52	136,006,390	28.91%
9973 KOZOSUSI	38.15	689,434,050	20.88%
8704 TRADERS	25.76	173,632,760	19.89%
7610 TAY TWO	25.06	384,460,440	13.38%
3323 RECOMM	17.44	148,006,620	12.07%
4712 KEYH	15.02	245,756,960	12.26%
2673 YUMETAI	11.62	113,708,420	4.53%
3536 AXAS HD	10.13	454,180,080	5.70%

Second Section

Stock	PI (bps)	Turnover(JPY)	Share
9318 ASIADVEE	520.24	306,132,550	65.57%
7647 ONTSU	91.68	1,026,054,260	17.97%
3528 PROSPECT	90.46	208,536,950	29.61%
8894 REVOLUTI	78.66	484,102,940	20.95%
1491 CHUGAIM	69.89	1,394,340,030	20.24%
5856 LIEH	25.87	253,493,920	19.35%
1757 CREA HD	24.64	454,690,900	19.45%
6366 CHIYODA	7.32	172,724,560	10.45%
9969 SHOKUBU	7.13	145,873,670	9.90%
6502 TOSHIBA	4.42	2,311,487,900	11.32%

ETFs & REITs

Stock	PI (bps)	Turnover(JPY)	Share
1699 NFOIL	38.59	902,080,257	23.05%
1615 NFBANKS	22.03	207,028,970	7.43%
3279 API	9.35	297,513,100	9.16%
1357 NFNKDOUB	5.34	28,289,068,446	14.38%
3309 SEKSUIHR	4.40	179,946,400	8.48%
8952 JRE	4.23	480,970,300	5.43%
3295 HULIC RE	4.18	154,423,840	6.78%
8964 FRONRE	3.71	385,519,850	8.99%
3453 KENEDIXR	3.69	111,066,420	5.07%
8972 KENEDIXO	3.65	184,694,100	4.98%