

Market Report for the Week of August 03, 2020

Daily Averages

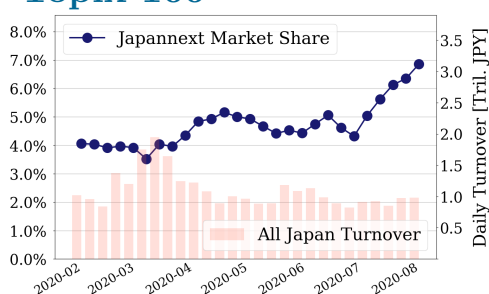
Universe	Turnover(JPY)	Volume	Share	PI (bps)	Symbols
All Market	189,329,077,597	159,421,475	7.28 %	3.49	2972
Topix100	67,315,707,396	21,061,000	6.86 %	0.66	100
Nikkei 225	79,848,042,454	45,826,020	7.00 %	2.11	225
TopixMid400	59,053,960,826	41,059,600	7.52 %	3.95	396
Small & Others	19,987,550,756	22,792,600	6.38 %	4.59	1508
Mothers & Jasdaj	15,798,076,250	34,112,240	6.95 %	11.73	602
ETFs & REITs	24,298,042,875	12,727,735	9.21 %	3.38	116

All Market
7.3 %

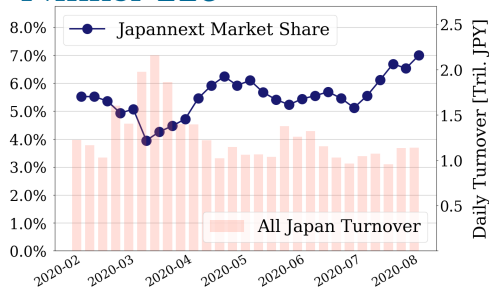
Topix 100
6.9 %

Nikkei 225
7.0 %

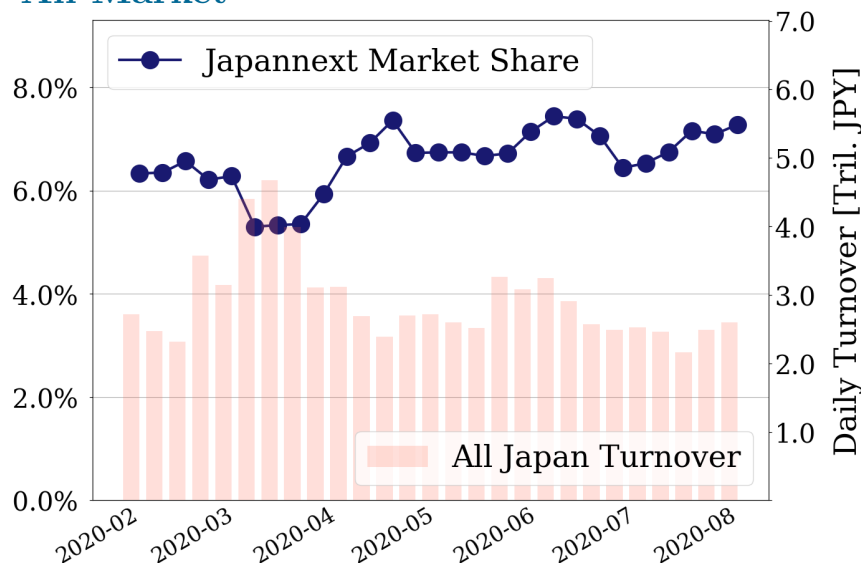
Topix 100



Nikkei 225



All Market



Top Stocks by Turnover

Stock	Turnover(JPY)	Share	PI (bps)
9984 SOFTBNKG	66,024,019,180	9.96%	0.36
1570 NFNKLV	54,828,076,216	9.40%	2.00
7974 NINTEND	32,899,584,920	9.21%	0.43
1357 NFNKDOUB	30,796,763,557	13.40%	5.21
6920 LASRTEC	19,249,936,900	11.12%	2.69

Top Stocks by Market Share

Stock	Turnover(JPY)	Share	PI (bps)
7647 ONTSU	101,984,340	61.75%	144.43
8918 LAND	101,295,090	48.50%	479.49
3528 PROSPECT	135,193,370	32.72%	111.75
2315 CAICA	1,425,531,510	30.16%	107.71
6740 JDI	129,497,280	28.09%	76.66

Top Stocks by Price Improvement

Stock	Turnover(JPY)	Share	PI (bps)
9318 ASIADVEVE	347,878,030	25.75%	483.35
8918 LAND	101,295,090	48.50%	479.49
7647 ONTSU	101,984,340	61.75%	144.43
3528 PROSPECT	135,193,370	32.72%	111.75
2315 CAICA	1,425,531,510	30.16%	107.71

Top Stocks by Savings

Stock	Turnover(JPY)	Share	Savings
1357 NFNKDOUB	30,796,763,557	13.40%	12,588,193
2315 CAICA	1,425,531,510	30.16%	11,999,080
1491 CHUGAIM	2,896,543,080	14.68%	11,049,830
9318 ASIADVEVE	347,878,030	25.75%	8,885,140
1570 NFNKLV	54,828,076,216	9.40%	8,733,719

- ▶ Analysis is based on Japannext and Thomson Reuters data. Small & Others = First Section - TPX500.
- ▶ All Japan Turnover = Japannext (J+X+U+N) + TSE (excl. Tostnet) + Chi-X (excl. Chi-Match, Chi-Select).
Market Share = Japannext turnover / All Japan Turnover.
- ▶ Opening and Closing auction trades on the TSE are excluded from calculations.
- ▶ Price Improvement (PI) and Savings (PI*volume) are calculated by comparing the execution price against the primary market's best bid for each sell or best offer for each buy at the point of execution from the taker's perspective. Reported PI is a value-weighted average. Names with weekly traded value less than 100,000,000 JPY are excluded from the rankings tables.

Top 10 Stocks by Turnover

Topix 100

Stock	Turnover(JPY)	Share	PI (bps)
9984 SOFTBNKG	66,024,019,180	9.96%	0.36
7974 NINTEND	32,899,584,920	9.21%	0.43
6758 SONY	16,112,846,210	5.82%	0.49
7203 TOYOTA	12,808,422,110	6.41%	0.49
9983 FASTRET	11,207,219,220	9.40%	0.63
8035 TKOELCN	10,714,972,230	7.93%	0.22
6861 KEYENCE	9,843,783,170	8.10%	0.56
9020 JR EAST	9,807,167,510	14.01%	0.59
9022 JR CENT	9,408,349,400	17.48%	0.55
9201 JAL	5,998,628,710	11.81%	1.20

Nikkei 225

Stock	Turnover(JPY)	Share	PI (bps)
9984 SOFTBNKG	66,024,019,180	9.96%	0.36
6758 SONY	16,112,846,210	5.82%	0.49
7203 TOYOTA	12,808,422,110	6.41%	0.49
4689 ZHD	11,333,815,760	8.21%	4.75
9983 FASTRET	11,207,219,220	9.40%	0.63
8035 TKOELCN	10,714,972,230	7.93%	0.22
6857 ADVNTST	10,085,963,700	11.44%	5.54
9020 JR EAST	9,807,167,510	14.01%	0.59
2413 M3	9,546,908,200	14.75%	5.15
9022 JR CENT	9,408,349,400	17.48%	0.55

Topix Mid400

Stock	Turnover(JPY)	Share	PI (bps)
6920 LASRTEC	19,249,936,900	11.12%	2.69
4689 ZHD	11,333,815,760	8.21%	4.75
6857 ADVNTST	10,085,963,700	11.44%	5.54
2413 M3	9,546,908,200	14.75%	5.15
4755 RAKUTEN	5,673,742,130	11.43%	2.77
9684 SQENIXHD	5,250,125,500	12.22%	4.38
6701 NEC	5,155,788,900	7.10%	4.32
6723 RENESAS	4,889,886,890	12.27%	5.09
2269 MEIJI HD	4,038,688,500	11.48%	2.97
3092 ZOZO	3,660,704,490	7.30%	2.78

Small & Others

Stock	Turnover(JPY)	Share	PI (bps)
3962 CHANGE	1,632,489,100	7.85%	3.06
3667 ENISH	1,555,522,760	8.76%	3.34
2427 OUTSOURC	1,379,473,470	8.50%	3.58
3668 COLOPL	1,331,821,770	8.82%	2.83
6541 GRACETEC	1,246,819,750	7.72%	4.36
8515 AIFUL	1,190,363,740	16.36%	14.84
9792 NICIGAK	1,039,607,940	8.85%	2.21
9603 H.I.S.	1,029,929,020	5.99%	2.06
6619 W-SCOPE	993,983,530	5.63%	3.83
3915 TERRASKY	989,356,750	8.60%	3.05

Mothers

Stock	Turnover(JPY)	Share	PI (bps)
7707 PSS	7,740,233,370	6.66%	1.82
4385 MERCARI	6,810,501,300	9.42%	3.91
4563 ANGES	6,276,037,700	8.95%	1.83
3911 AIMING	3,918,515,860	11.13%	3.09
4477 BASE	3,064,255,400	8.03%	3.59
6095 MEDPEER	1,940,108,550	11.45%	3.98
3689 IGNIS	1,930,388,010	8.88%	1.57
2370 MEDINET	1,735,292,940	17.58%	23.06
6027 BENG04CM	1,623,626,400	7.20%	3.19
3542 VEGA	1,552,372,250	5.40%	6.52

JASDAQ

Stock	Turnover(JPY)	Share	PI (bps)
7564 WORKMAN	1,659,870,100	8.76%	2.25
2315 CAICA	1,425,531,510	30.16%	107.71
2191 TELLA	1,156,044,060	9.54%	2.35
3760 CAVE	1,082,138,440	11.50%	1.87
8256 MARUMIT	1,060,502,870	8.62%	6.79
2702 MCDNALD	788,698,300	13.64%	5.06
2484 DEMAECAN	708,426,980	6.20%	2.13
9973 KOZOSUSI	649,055,480	23.17%	36.80
4293 SEPTENHD	617,884,020	13.01%	9.32
2782 SERIA	596,150,450	5.67%	3.74

Second Section

Stock	Turnover(JPY)	Share	PI (bps)
1491 CHUGAIM	2,896,543,080	14.68%	49.44
6502 TOSHIBA	2,200,297,150	11.29%	4.71
6945 FTEC	1,104,960,760	14.70%	1.70
7703 KAWASMI	858,260,720	19.08%	2.09
8894 REVOLUTI	753,107,460	22.06%	75.55
6670 MCJ	616,026,890	6.82%	2.62
6897 TWNBIRD	532,222,220	9.97%	4.65
1757 CREA HD	352,955,320	13.59%	27.80
9318 ASIADAVE	347,878,030	25.75%	483.35
9873 KFCHDJPN	259,363,500	10.16%	1.05

ETFs & REITs

Stock	Turnover(JPY)	Share	PI (bps)
1570 NFNKLV	54,828,076,216	9.40%	2.00
1357 NFNKDOUB	30,796,763,557	13.40%	5.21
1360 NKBEAR-2	6,799,646,515	18.65%	1.43
1579 225 BULL	4,127,428,170	8.23%	1.46
1459 RK 225DI	2,685,919,825	17.04%	6.85
1458 RK 225LV	2,356,212,967	14.53%	3.84
1699 NFOIL	1,430,861,086	20.24%	40.55
1671 WTI ETF	1,276,521,413	10.08%	3.41
1365 DW 225LV	1,271,334,184	21.02%	3.68
1540 JPP GLD	1,253,224,145	15.61%	3.71

Top 10 Stocks by Market Share

Topix 100

Stock	Share	Turnover(JPY)	PI (bps)
9022 JR CENT	17.48%	9,408,349,400	0.55
9020 JR EAST	14.01%	9,807,167,510	0.59
9021 JR WEST	12.25%	4,599,772,470	0.92
9201 JAL	11.81%	5,998,628,710	1.20
4661 OLC	11.14%	5,787,509,000	0.52
9984 SOFTBNKG	9.96%	66,024,019,180	0.36
8591 ORIX	9.70%	5,172,491,060	1.21
9983 FASTRET	9.40%	11,207,219,220	0.63
7751 CANON	9.29%	3,758,829,010	1.02
7974 NINTEND	9.21%	32,899,584,920	0.43

Nikkei 225

Stock	Share	Turnover(JPY)	PI (bps)
6472 NTN	18.68%	1,194,656,210	19.35
9022 JR CENT	17.48%	9,408,349,400	0.55
2768 SOJITZ	16.66%	1,202,826,760	14.03
9501 TEPCOHD	16.51%	2,151,004,620	10.54
7211 MMC	16.28%	1,865,017,650	14.71
3861 OJI HD	15.76%	746,550,080	7.08
7762 CITIZEN	15.72%	418,725,150	11.05
4902 KONICAM	15.04%	2,002,972,460	10.25
8331 CHIBABK	14.97%	578,247,730	7.26
2413 M3	14.75%	9,546,908,200	5.15

Topix Mid400

Stock	Share	Turnover(JPY)	PI (bps)
3938 LINE	21.90%	2,419,690,300	7.31
8410 SEVEN BK	18.79%	996,169,820	13.00
6472 NTN	18.68%	1,194,656,210	19.35
8572 ACOM	18.27%	351,499,240	8.75
2768 SOJITZ	16.66%	1,202,826,760	14.03
9501 TEPCOHD	16.51%	2,151,004,620	10.54
7211 MMC	16.28%	1,865,017,650	14.71
3861 OJI HD	15.76%	746,550,080	7.08
7762 CITIZEN	15.72%	418,725,150	11.05
2127 M&A	15.44%	2,956,728,350	5.57

Small & Others

Stock	Share	Turnover(JPY)	PI (bps)
8918 LAND	48.50%	101,295,090	479.49
6740 JDI	28.09%	129,497,280	76.66
8585 OR.CORP	19.60%	362,563,790	32.85
6632 JVCKW	19.42%	221,273,380	24.01
8515 AIFUL	16.36%	1,190,363,740	14.84
8848 LEOPC21	15.51%	548,424,470	14.83
2337 ICHIGO	14.36%	256,392,230	12.20
8016 ONWARDHD	14.02%	130,212,850	9.51
8698 MONEX G	13.98%	344,415,710	11.84
2157 KOSHIDAK	13.36%	179,696,940	6.03

Mothers

Stock	Share	Turnover(JPY)	PI (bps)
2370 MEDINET	17.58%	1,735,292,940	23.06
4591 RIBOMIC	15.73%	758,659,030	4.98
4597 SOLASIA	13.65%	235,068,850	10.78
4393 BOI	12.30%	366,230,660	3.26
3624 AXELMARK	12.15%	122,418,300	10.22
6095 MEDPEER	11.45%	1,940,108,550	3.98
4425 KUDAN	11.35%	196,339,750	3.14
3911 AIMING	11.13%	3,918,515,860	3.09
4397 TEAMSPRT	10.99%	507,109,550	1.99
4564 OTS	10.98%	149,366,510	18.11

JASDAQ

Stock	Share	Turnover(JPY)	PI (bps)
2315 CAICA	30.16%	1,425,531,510	107.71
9973 KOZOSUSI	23.17%	649,055,480	36.80
6628 ONKYO	22.11%	220,180,940	73.36
2134 SUNCAPTL	20.19%	114,876,400	36.07
7612 NUTS	18.41%	258,703,820	82.09
3323 RECOMM	17.35%	177,207,370	17.54
3776 BB-TOWER	16.45%	100,007,480	11.82
3777 FHTHD	15.56%	543,669,530	89.19
4712 KEYH	15.53%	275,660,920	19.78
7610 TAY TWO	15.27%	481,678,090	25.69

Second Section

Stock	Share	Turnover(JPY)	PI (bps)
7647 ONTSU	61.75%	101,984,340	144.43
3528 PROSPECT	32.72%	135,193,370	111.75
9318 ASIADVEE	25.75%	347,878,030	483.35
8894 REVOLUTI	22.06%	753,107,460	75.55
7703 KAWASMI	19.08%	858,260,720	2.09
6731 PIXELA	15.01%	149,083,590	69.62
6945 FTEC	14.70%	1,104,960,760	1.70
1491 CHUGAIM	14.68%	2,896,543,080	49.44
1757 CREA HD	13.59%	352,955,320	27.80
6835 ALLIEDHD	12.87%	100,167,180	27.29

ETFs & REITs

Stock	Share	Turnover(JPY)	PI (bps)
3488 XYMAX	26.01%	236,564,970	9.72
1365 DW 225LV	21.02%	1,271,334,184	3.68
1699 NFOIL	20.24%	1,430,861,086	40.55
1360 NKBEAR-2	18.65%	6,799,646,515	1.43
1459 RK 225DI	17.04%	2,685,919,825	6.85
1540 JPP GLD	15.61%	1,253,224,145	3.71
1356 TPXBEAR2	15.20%	541,180,051	1.97
1458 RK 225LV	14.53%	2,356,212,967	3.84
1357 NFNKDOUB	13.40%	30,796,763,557	5.21
1671 WTI ETF	10.08%	1,276,521,413	3.41

Top 10 Stocks by PI

Topix 100

Stock	PI (bps)	Turnover(JPY)	Share
8411 MIZUHO	7.50	2,003,138,750	3.90%
8308 RESONA	3.21	274,085,520	2.52%
7201 NISSAN	2.82	1,799,100,630	4.98%
5020 ENEOS	2.69	923,039,330	3.56%
8002 MARBENI	2.66	1,095,725,450	3.67%
3402 TORAY	2.51	417,956,280	3.14%
8306 MUFG	2.46	2,930,767,070	3.53%
8601 DAIWASG	2.36	291,586,230	2.65%
3407 ASA-KSI	2.17	1,041,075,400	4.44%
7202 ISUZU	2.11	642,483,080	3.88%

Nikkei 225

Stock	PI (bps)	Turnover(JPY)	Share
6472 NTN	19.35	1,194,656,210	18.68%
5703 NLM HD	17.59	356,141,020	11.73%
7211 MMC	14.71	1,865,017,650	16.28%
2768 SOJITZ	14.03	1,202,826,760	16.66%
7762 CITIZEN	11.05	418,725,150	15.72%
7186 CONCRDIA	10.85	618,661,580	14.57%
9501 TEPCOHD	10.54	2,151,004,620	16.51%
5803 FUJIKRA	10.51	619,953,060	14.42%
4902 KONICAM	10.25	2,002,972,460	15.04%
4005 SMICHEM	10.02	2,493,858,240	13.84%

Topix Mid400

Stock	PI (bps)	Turnover(JPY)	Share
6472 NTN	19.35	1,194,656,210	18.68%
5703 NLM HD	17.59	356,141,020	11.73%
7211 MMC	14.71	1,865,017,650	16.28%
2768 SOJITZ	14.03	1,202,826,760	16.66%
8410 SEVEN BK	13.00	996,169,820	18.79%
7167 MEBUKIFG	12.62	418,295,020	12.49%
7762 CITIZEN	11.05	418,725,150	15.72%
7186 CONCRDIA	10.85	618,661,580	14.57%
9501 TEPCOHD	10.54	2,151,004,620	16.51%
5803 FUJIKRA	10.51	619,953,060	14.42%

Small & Others

Stock	PI (bps)	Turnover(JPY)	Share
8918 LAND	479.49	101,295,090	48.50%
6740 JDI	76.66	129,497,280	28.09%
8585 OR.CORP	32.85	362,563,790	19.60%
6632 JVCKW	24.01	221,273,380	19.42%
8515 AIFUL	14.84	1,190,363,740	16.36%
8848 LEOPC21	14.83	548,424,470	15.51%
8616 TT-FHD	13.61	129,067,140	11.58%
2337 ICHIGO	12.20	256,392,230	14.36%
8698 MONEX G	11.84	344,415,710	13.98%
9424 JPN-COMM	10.51	629,153,750	8.21%

Mothers

Stock	PI (bps)	Turnover(JPY)	Share
2370 MEDINET	23.06	1,735,292,940	17.58%
4564 OTS	18.11	149,366,510	10.98%
4053 SUN AST	15.21	215,544,980	0.37%
4883 MODALIS	12.94	195,517,060	0.44%
6177 APPBANK	12.81	345,864,360	7.73%
4597 SOLASIA	10.78	235,068,850	13.65%
3624 AXELMARK	10.22	122,418,300	12.15%
2489 ADWAYS	8.95	174,271,350	6.40%
4583 CHIOME	8.14	147,412,140	9.25%
7068 FEEDFORC	7.87	144,667,500	3.39%

JASDAQ

Stock	PI (bps)	Turnover(JPY)	Share
2315 CAICA	107.71	1,425,531,510	30.16%
3777 FHTHD	89.19	543,669,530	15.56%
7612 NUTS	82.09	258,703,820	18.41%
6628 ONKYO	73.36	220,180,940	22.11%
9973 KOZOSUSI	36.80	649,055,480	23.17%
2134 SUNCAPTL	36.07	114,876,400	20.19%
7610 TAY TWO	25.69	481,678,090	15.27%
4347 BR-MEDIA	23.15	159,676,400	13.52%
4712 KEYH	19.78	275,660,920	15.53%
3323 RECOMM	17.54	177,207,370	17.35%

Second Section

Stock	PI (bps)	Turnover(JPY)	Share
9318 ASIADAVE	483.35	347,878,030	25.75%
7647 ONTSU	144.43	101,984,340	61.75%
3528 PROSPECT	111.75	135,193,370	32.72%
8894 REVOLUTI	75.55	753,107,460	22.06%
6731 PIXELA	69.62	149,083,590	15.01%
1491 CHUGAIM	49.44	2,896,543,080	14.68%
1757 CREA HD	27.80	352,955,320	13.59%
6835 ALLIEDHD	27.29	100,167,180	12.87%
9969 SHOKUBU	8.49	173,035,320	8.64%
6366 CHIYODA	8.28	126,651,610	7.16%

ETFs & REITs

Stock	PI (bps)	Turnover(JPY)	Share
1699 NFOIL	40.55	1,430,861,086	20.24%
3488 XYMAX	9.72	236,564,970	26.01%
1459 RK 225DI	6.85	2,685,919,825	17.04%
3279 API	6.40	275,386,050	5.55%
3471 MITSUILP	5.34	323,569,100	3.65%
1357 NFNKDOUB	5.21	30,796,763,557	13.40%
3226 ACCOMMO	4.84	194,390,200	3.81%
3227 MIDCITY	4.04	173,996,700	7.37%
8976 DAIWAOF	3.88	183,344,900	4.26%
3309 SEKSUIHR	3.87	172,814,030	5.60%