

Market Report for the Week of July 13, 2020

Daily Averages

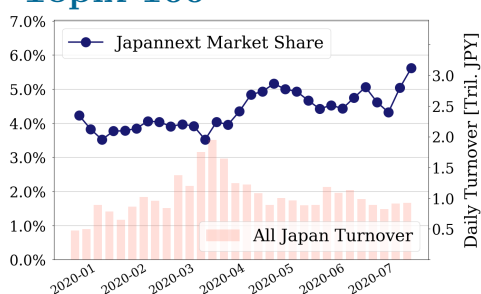
Universe	Turnover(JPY)	Volume	Share	PI (bps)	Symbols
All Market	166,487,276,301	164,971,776	6.75 %	3.97	2976
Topix100	52,113,280,316	18,204,380	5.62 %	0.61	100
Nikkei 225	65,425,139,018	39,706,940	6.13 %	2.09	225
TopixMid400	50,226,935,844	34,891,180	7.58 %	3.68	397
Small & Others	22,106,665,234	29,832,360	7.11 %	5.03	1505
Mothers & Jasdaq	16,294,712,970	37,840,460	6.60 %	11.97	609
ETFs & REITs	23,381,094,529	13,655,376	7.94 %	3.35	120

All Market
6.8 %

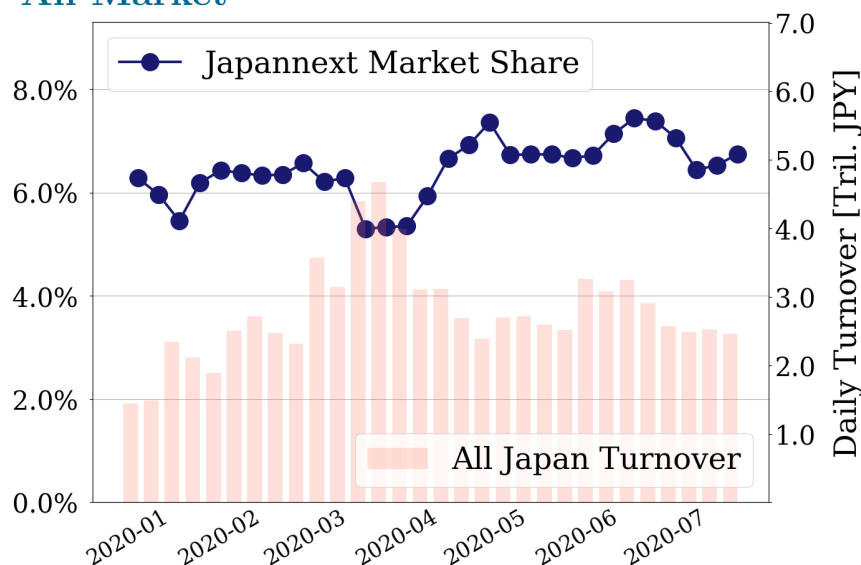
Topix 100
5.6 %

Nikkei 225
6.1 %

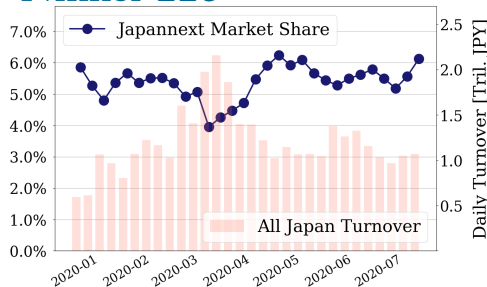
Topix 100



All Market



Nikkei 225



Top Stocks by Turnover

Stock	Turnover(JPY)	Share	PI (bps)
1570 NFNKLV	50,787,234,926	7.49%	1.74
9984 SOFTBNKG	46,101,437,960	5.78%	0.34
1357 NFNKDOUB	33,525,846,017	14.54%	5.07
7974 NINTEND	16,982,558,900	8.85%	0.32
6920 LASRTEC	15,618,042,300	10.70%	2.41

Top Stocks by Market Share

Stock	Turnover(JPY)	Share	PI (bps)
8918 LAND	105,100,400	66.52%	502.03
6628 ONKYO	336,934,080	61.79%	457.72
9318 ASIADAVE	787,484,900	38.13%	446.23
7777 3DMATRIX	319,455,190	36.10%	6.26
2315 CAICA	455,403,410	34.20%	118.95

Top Stocks by Price Improvement

Stock	Turnover(JPY)	Share	PI (bps)
8918 LAND	105,100,400	66.52%	502.03
6628 ONKYO	336,934,080	61.79%	457.72
9318 ASIADAVE	787,484,900	38.13%	446.23
2315 CAICA	455,403,410	34.20%	118.95
9704 AGORA HG	106,664,500	30.29%	103.58

Top Stocks by Savings

Stock	Turnover(JPY)	Share	Savings
9318 ASIADAVE	787,484,900	38.13%	24,549,110
1357 NFNKDOUB	33,525,846,017	14.54%	13,003,154
6628 ONKYO	336,934,080	61.79%	12,744,630
1570 NFNKLV	50,787,234,926	7.49%	6,961,910
8894 REVOLUTI	813,726,720	22.87%	6,135,500

- ▶ Analysis is based on Japannext and Thomson Reuters data. Small & Others = First Section - TPX500.
- ▶ All Japan Turnover = Japannext (J+X+U+N) + TSE (excl. Tostnet) + Chi-X (excl. Chi-Match, Chi-Select).
Market Share = Japannext turnover / All Japan Turnover.
- ▶ Opening and Closing auction trades on the TSE are excluded from calculations.
- ▶ Price Improvement (PI) and Savings (PI*volume) are calculated by comparing the execution price against the primary market's best bid for each sell or best offer for each buy at the point of execution from the taker's perspective. Reported PI is a value-weighted average. Names with weekly traded value less than 100,000,000 JPY are excluded from the rankings tables.

Top 10 Stocks by Turnover

Topix 100

Stock	Turnover(JPY)	Share	PI (bps)
9984 SOFTBNKG	46,101,437,960	5.78%	0.34
7974 NINTEND	16,982,558,900	8.85%	0.32
9983 FASTRET	15,191,299,560	8.75%	0.38
8035 TKOELCN	14,623,931,000	8.75%	0.31
6758 SONY	11,358,367,380	4.52%	0.41
6861 KEYENCE	6,427,476,240	7.50%	0.40
7203 TOYOTA	5,345,958,840	4.55%	0.58
8316 SMFG	4,843,576,350	6.24%	0.94
9201 JAL	4,574,591,730	9.31%	0.85
6367 DAIKINI	4,373,871,200	8.02%	0.59

Nikkei 225

Stock	Turnover(JPY)	Share	PI (bps)
9984 SOFTBNKG	46,101,437,960	5.78%	0.34
9983 FASTRET	15,191,299,560	8.75%	0.38
8035 TKOELCN	14,623,931,000	8.75%	0.31
6758 SONY	11,358,367,380	4.52%	0.41
6857 ADVNTST	9,861,790,400	10.93%	4.46
7203 TOYOTA	5,345,958,840	4.55%	0.58
4689 ZHD	5,320,066,260	10.66%	6.16
6506 YASKAWA	5,080,251,950	9.98%	3.63
2413 M3	5,056,845,350	9.08%	2.53
8316 SMFG	4,843,576,350	6.24%	0.94

Topix Mid400

Stock	Turnover(JPY)	Share	PI (bps)
6920 LASRTEC	15,618,042,300	10.70%	2.41
6857 ADVNTST	9,861,790,400	10.93%	4.46
3038 KOBE BSN	6,428,475,600	14.34%	3.70
4689 ZHD	5,320,066,260	10.66%	6.16
6506 YASKAWA	5,080,251,950	9.98%	3.63
2413 M3	5,056,845,350	9.08%	2.53
6701 NEC	4,299,817,400	9.25%	3.41
4755 RAKUTEN	3,883,599,630	11.90%	3.03
7261 MAZDA	3,141,624,720	10.05%	4.02
9501 TEPCOHD	3,055,854,270	18.05%	9.77

Small & Others

Stock	Turnover(JPY)	Share	PI (bps)
3788 GMO CLOUD	3,028,031,600	11.31%	2.88
9424 JPN-COMM	2,216,938,240	11.01%	9.84
3697 SHIFT	2,078,699,600	8.46%	2.26
6532 BAYCURNT	2,021,271,900	8.48%	3.45
3962 CHANGE	1,991,113,500	9.16%	3.53
4776 CYBOZU	1,645,506,750	13.51%	4.02
6541 GRACETEC	1,373,517,300	9.81%	4.82
6093 ESCROWAJ	1,327,175,750	5.41%	5.77
3694 OPTIM	1,289,767,950	9.89%	3.53
8515 AIFUL	1,243,546,060	17.00%	14.32

Mothers

Stock	Turnover(JPY)	Share	PI (bps)
4591 RIBOMIC	8,435,571,560	10.91%	3.81
4563 ANGES	5,735,351,120	8.47%	1.74
3911 AIMING	5,516,633,910	7.76%	3.52
4385 MERCARI	3,871,699,750	11.16%	3.10
7707 PSS	3,543,273,700	8.12%	2.46
2370 MEDINET	3,144,970,310	14.87%	20.28
6095 MEDPEER	2,116,828,660	9.07%	4.11
3558 LOCONDO	1,705,315,120	7.16%	2.21
4477 BASE	1,648,757,800	5.55%	4.18
6027 BENG04CM	1,407,765,200	7.03%	2.92

JASDAQ

Stock	Turnover(JPY)	Share	PI (bps)
2191 TELLA	2,449,260,840	8.14%	2.16
7610 TAY TWO	2,115,906,720	14.22%	18.27
7564 WORKMAN	1,655,068,900	8.36%	1.66
2702 MCDNALD	1,327,683,900	14.98%	4.71
8256 MARUMIT	638,124,520	10.72%	7.05
2782 SERIA	579,628,600	6.96%	3.88
4347 BR-MEDIA	521,723,300	15.43%	20.31
6324 HARMONC	488,730,400	9.01%	4.35
3760 CAVE	472,407,230	5.20%	3.44
2315 CAICA	455,403,410	34.20%	118.95

Second Section

Stock	Turnover(JPY)	Share	PI (bps)
6502 TOSHIBA	2,829,855,300	15.13%	4.35
1757 CREA HD	1,639,392,690	14.85%	20.62
8894 REVOLUTI	813,726,720	22.87%	87.56
9318 ASIADAVE	787,484,900	38.13%	446.23
6835 ALLIEDHD	564,456,590	14.50%	20.37
6731 PIXELA	419,423,640	16.43%	46.98
3810 CYBER-S	400,512,910	9.37%	2.07
2929 PHARMA F	358,410,610	8.71%	2.21
6670 MCJ	306,697,590	8.90%	3.22
3528 PROSPECT	214,847,260	24.53%	100.14

ETFs & REITs

Stock	Turnover(JPY)	Share	PI (bps)
1570 NFNKLV	50,787,234,926	7.49%	1.74
1357 NFNKDOUB	33,525,846,017	14.54%	5.07
1360 NKBEAR-2	6,132,974,495	16.53%	1.23
1459 RK 225DI	3,028,585,224	10.69%	5.00
1579 225 BULL	2,799,271,100	6.32%	1.02
1458 RK 225LV	1,726,835,414	9.62%	2.36
1671 WTI ETF	1,521,438,251	9.47%	2.82
1699 NFOIL	1,475,371,093	22.54%	41.52
1552 VIXSHORT	1,334,157,402	7.45%	1.35
1365 DW 225LV	779,770,472	16.09%	2.19

Top 10 Stocks by Market Share

Topix 100

Stock	Share	Turnover(JPY)	PI (bps)
9022 JR CENT	10.43%	3,245,943,270	0.58
9201 JAL	9.31%	4,574,591,730	0.85
9020 JR EAST	8.92%	3,025,937,840	0.57
7974 NINTEND	8.85%	16,982,558,900	0.32
8035 TKOELCN	8.75%	14,623,931,000	0.31
9983 FASTRET	8.75%	15,191,299,560	0.38
9021 JR WEST	8.73%	2,943,700,690	0.52
4661 OLC	8.54%	3,478,301,260	0.41
6367 DAIKINI	8.02%	4,373,871,200	0.59
2502 ASAHIGHD	7.75%	1,214,192,650	1.57

Nikkei 225

Stock	Share	Turnover(JPY)	PI (bps)
9501 TEPCOHD	18.05%	3,055,854,270	9.77
6472 NTN	17.33%	999,958,770	16.26
8331 CHIBABK	17.08%	783,088,480	6.10
5703 NLM HD	16.36%	325,208,590	18.26
1332 NISSUI	14.80%	583,591,710	6.27
2768 SOJITZ	14.65%	1,509,659,110	13.89
9412 SKYPER J	14.50%	110,658,290	7.09
7211 MMC	14.09%	1,812,029,000	11.50
3861 OJI HD	13.98%	700,441,130	6.05
7762 CITIZEN	13.68%	446,514,630	8.73

Topix Mid400

Stock	Share	Turnover(JPY)	PI (bps)
9501 TEPCOHD	18.05%	3,055,854,270	9.77
8410 SEVEN BK	17.42%	1,122,405,190	11.37
6472 NTN	17.33%	999,958,770	16.26
8331 CHIBABK	17.08%	783,088,480	6.10
5703 NLM HD	16.36%	325,208,590	18.26
8572 ACOM	15.57%	319,479,470	7.27
8593 MUFLEASE	14.93%	758,632,490	6.49
7167 MEBUKIFG	14.91%	505,570,050	13.04
1332 NISSUI	14.80%	583,591,710	6.27
9831 YAMDADK	14.78%	1,092,230,990	6.99

Small & Others

Stock	Share	Turnover(JPY)	PI (bps)
8918 LAND	66.52%	105,100,400	502.03
8585 OR.CORP	30.84%	465,247,940	36.28
9704 AGORA HG	30.29%	106,664,500	103.58
6632 JVCKW	18.85%	232,875,410	20.53
5912 OSJBHD	18.37%	115,431,620	12.96
2353 NP-PARK	18.30%	124,861,390	22.42
8714 SENSUIK	18.19%	109,718,630	16.93
8008 YONDOSHI	17.17%	110,377,970	9.92
8515 AIFUL	17.00%	1,243,546,060	14.32
8848 LEOPC21	16.63%	546,617,130	12.21

Mothers

Stock	Share	Turnover(JPY)	PI (bps)
4597 SOLASIA	18.17%	469,150,340	11.91
4596 KUBOTAPH	16.20%	112,417,730	9.33
2370 MEDINET	14.87%	3,144,970,310	20.28
4571 NANOCARI	13.48%	1,293,279,090	5.75
4564 OTS	11.97%	311,622,870	16.51
4385 MERCARI	11.16%	3,871,699,750	3.10
4591 RIBOMIC	10.91%	8,435,571,560	3.81
6192 HYAS&CO.	10.81%	342,669,590	7.86
1447 ITBOOKHD	10.63%	719,183,660	3.76
2158 FRONTEO	10.60%	197,743,060	3.69

JASDAQ

Stock	Share	Turnover(JPY)	PI (bps)
6628 ONKYO	61.79%	336,934,080	457.72
7777 3DMATRIX	36.10%	319,455,190	6.26
2315 CAICA	34.20%	455,403,410	118.95
2134 SUNCAPTL	19.20%	412,982,220	33.07
9973 KOZOSUSI	18.95%	427,957,920	38.63
3323 RECOMM	18.44%	426,519,800	16.98
4347 BR-MEDIA	15.43%	521,723,300	20.31
2702 MCDNALD	14.98%	1,327,683,900	4.71
4712 KEYH	14.96%	284,002,140	15.88
7610 TAY TWO	14.22%	2,115,906,720	18.27

Second Section

Stock	Share	Turnover(JPY)	PI (bps)
9318 ASIADVEE	38.13%	787,484,900	446.23
3528 PROSPECT	24.53%	214,847,260	100.14
8894 REVOLUTI	22.87%	813,726,720	87.56
6731 PIXELA	16.43%	419,423,640	46.98
7719 TKOKOKI	16.20%	149,891,260	5.09
6502 TOSHIBA	15.13%	2,829,855,300	4.35
1757 CREA HD	14.85%	1,639,392,690	20.62
6835 ALLIEDHD	14.50%	564,456,590	20.37
6366 CHIYODA	9.48%	157,932,580	7.50
3810 CYBER-S	9.37%	400,512,910	2.07

ETFs & REITs

Stock	Share	Turnover(JPY)	PI (bps)
1699 NFOIL	22.54%	1,475,371,093	41.52
3488 XYMAX	18.29%	117,869,920	8.27
1356 TPXBEAR2	16.74%	619,886,336	1.66
1360 NKBEAR-2	16.53%	6,132,974,495	1.23
1365 DW 225LV	16.09%	779,770,472	2.19
1357 NFNKDOUB	14.54%	33,525,846,017	5.07
3478 MORITRSH	13.91%	117,881,980	11.30
3453 KENEDIXR	12.36%	279,545,650	4.80
1459 RK 225DI	10.69%	3,028,585,224	5.00
1540 JPP GLD	10.05%	444,290,768	3.44

Top 10 Stocks by PI

Topix 100

Stock	PI (bps)	Turnover(JPY)	Share
8411 MIZUHO	7.36	2,096,070,690	4.25%
8308 RESONA	2.70	452,660,150	3.37%
5020 ENEOS	2.68	876,309,680	4.09%
7201 NISSAN	2.51	3,134,215,950	4.48%
8601 DAIWASG	2.41	157,351,540	1.89%
8306 MUFG	2.39	3,521,482,140	3.59%
8002 MARBENI	2.27	605,834,390	3.53%
3402 TORAY	2.11	425,662,820	3.28%
8604 NOMRAHD	2.06	249,958,610	0.95%
7202 ISUZU	1.91	258,938,720	2.98%

Nikkei 225

Stock	PI (bps)	Turnover(JPY)	Share
5703 NLM HD	18.26	325,208,590	16.36%
6472 NTN	16.26	999,958,770	17.33%
2768 SOJITZ	13.89	1,509,659,110	14.65%
7211 MMC	11.50	1,812,029,000	14.09%
9501 TEPCOHD	9.77	3,055,854,270	18.05%
5803 FUJIKRA	9.70	483,744,250	13.16%
4005 SMICHEM	9.57	2,462,474,180	12.63%
7186 CONCRDIA	8.85	652,029,150	12.59%
7762 CITIZEN	8.73	446,514,630	13.68%
5406 KOBESTL	7.99	1,231,655,040	12.52%

Topix Mid400

Stock	PI (bps)	Turnover(JPY)	Share
5703 NLM HD	18.26	325,208,590	16.36%
6472 NTN	16.26	999,958,770	17.33%
2768 SOJITZ	13.89	1,509,659,110	14.65%
7167 MEBUKIFG	13.04	505,570,050	14.91%
7211 MMC	11.50	1,812,029,000	14.09%
8410 SEVEN BK	11.37	1,122,405,190	17.42%
9501 TEPCOHD	9.77	3,055,854,270	18.05%
5803 FUJIKRA	9.70	483,744,250	13.16%
4005 SMICHEM	9.57	2,462,474,180	12.63%
8334 GUNMABK	9.34	186,570,890	11.31%

Small & Others

Stock	PI (bps)	Turnover(JPY)	Share
8918 LAND	502.03	105,100,400	66.52%
9704 AGORA HG	103.58	106,664,500	30.29%
6740 JDI	65.07	728,719,820	15.62%
8585 OR.CORP	36.28	465,247,940	30.84%
2353 NP-PARK	22.42	124,861,390	18.30%
6632 JVCKW	20.53	232,875,410	18.85%
8714 SENSUIK	16.93	109,718,630	18.19%
7238 AKEBONO	16.08	100,513,020	10.12%
8515 AIFUL	14.32	1,243,546,060	17.00%
8616 TT-FHD	13.75	198,025,060	14.18%

Mothers

Stock	PI (bps)	Turnover(JPY)	Share
2370 MEDINET	20.28	3,144,970,310	14.87%
4564 OTS	16.51	311,622,870	11.97%
9326 KANTSU	16.24	117,428,750	2.85%
2586 FRUTA	15.49	271,806,400	2.24%
4490 VISASQ	14.57	137,201,140	3.78%
4597 SOLASIA	11.91	469,150,340	18.17%
4495 I3SYSTEM	11.33	136,254,900	0.96%
4493 CYBERSEC	11.13	174,187,350	2.04%
4483 JMDC	10.38	691,416,500	8.98%
4596 KUBOTAPH	9.33	112,417,730	16.20%

JASDAQ

Stock	PI (bps)	Turnover(JPY)	Share
6628 ONKYO	457.72	336,934,080	61.79%
2315 CAICA	118.95	455,403,410	34.20%
9973 KOZOSUSI	38.63	427,957,920	18.95%
2134 SUNCAPTL	33.07	412,982,220	19.20%
4347 BR-MEDIA	20.31	521,723,300	15.43%
7610 TAY TWO	18.27	2,115,906,720	14.22%
3323 RECOMM	16.98	426,519,800	18.44%
4712 KEYH	15.88	284,002,140	14.96%
4764 SAMURAI	13.78	173,351,970	13.76%
3536 AXAS HD	13.35	173,917,680	7.34%

Second Section

Stock	PI (bps)	Turnover(JPY)	Share
9318 ASIADVEE	446.23	787,484,900	38.13%
3528 PROSPECT	100.14	214,847,260	24.53%
8894 REVOLUTI	87.56	813,726,720	22.87%
6731 PIXELA	46.98	419,423,640	16.43%
1757 CREA HD	20.62	1,639,392,690	14.85%
6835 ALLIEDHD	20.37	564,456,590	14.50%
6366 CHIYODA	7.50	157,932,580	9.48%
7719 TKOKOKI	5.09	149,891,260	16.20%
6502 TOSHIBA	4.35	2,829,855,300	15.13%
3021 PCNET	3.67	163,708,350	6.00%

ETFs & REITs

Stock	PI (bps)	Turnover(JPY)	Share
1699 NFOIL	41.52	1,475,371,093	22.54%
3478 MORITRSH	11.30	117,881,980	13.91%
3279 API	10.00	274,846,100	5.31%
3488 XYMAX	8.27	117,869,920	18.29%
3295 HULIC RE	5.42	224,199,620	8.87%
8986 DAIWALIV	5.30	213,843,410	8.20%
3227 MIDCITY	5.18	193,296,060	6.85%
1357 NFNKDOUB	5.07	33,525,846,017	14.54%
3471 MITSUILP	5.07	142,421,500	4.03%
1459 RK 225DI	5.00	3,028,585,224	10.69%