

Market Report for the Week of March 20, 2017

Daily Averages

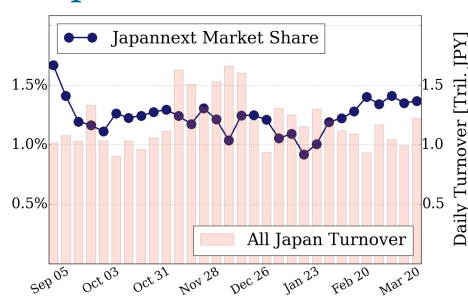
Universe	Value (JPY)	Volume	Share	PI (bps)	Symbols
All Market	101,564,319,362	107,326,705	3.66 %	5.06	2301
Large Cap	16,699,894,870	11,710,325	1.37 %	1.50	100
Mid Cap	60,327,508,822	60,517,600	6.97 %	5.18	401
Small Cap	14,275,423,377	28,672,475	4.33 %	7.16	1292
Mothers & Jasdaq	4,307,370,142	5,314,150	2.61 %	9.13	419
ETFs & REITs	5,954,122,149	1,112,155	3.09 %	2.69	89

All Market
3.7 %

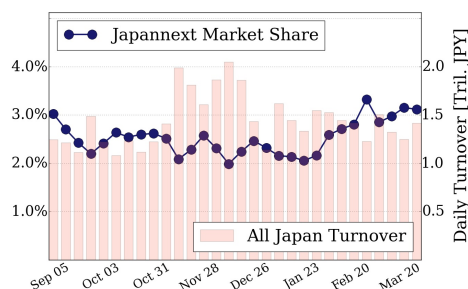
Topix 100
1.4 %

Nikkei 225
3.1 %

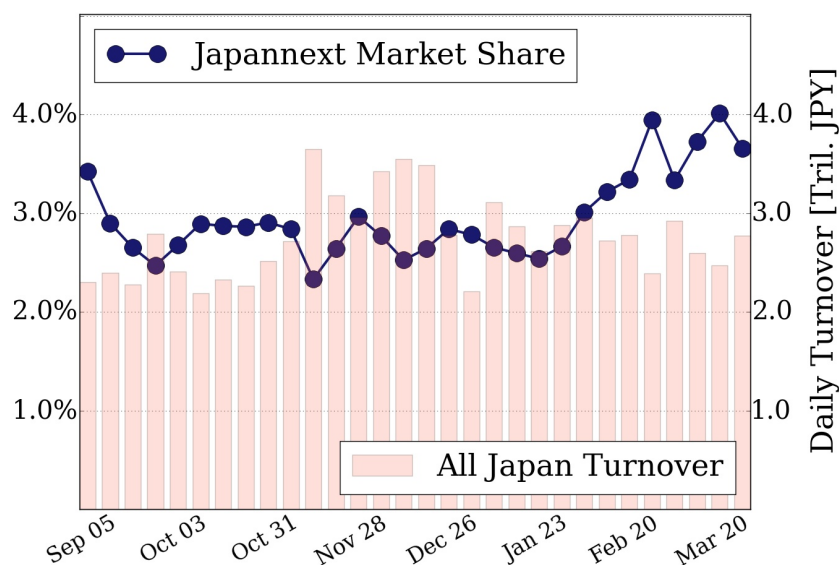
Topix 100



Nikkei 225



All Market



Top Stocks by Turnover

Stock	Value (JPY)	Share	PI (bps)
1570 NIKKEILV	7,594,812,017	1.93%	1.42
6753 SHARP	5,350,657,600	8.99%	6.92
4689 YAHOO J	4,577,738,010	14.56%	6.39
7974 NINTEND	4,108,920,600	0.80%	0.83
7259 AISIN	3,757,761,500	14.57%	5.47

Top Stocks by Market Share

Stock	Value (JPY)	Share	PI (bps)
1813 FUDO TTR	167,490,630	19.21%	17.48
5703 NLM HD	901,934,380	18.76%	14.00
1365 DW 225LV	1,173,583,561	18.27%	2.90
3002 GUNZE	246,642,100	18.21%	7.02
7003 MTI-E&S	654,398,400	18.13%	19.63

Top Stocks by Price Improvement

Stock	Value (JPY)	Share	PI (bps)
3103 UNITIKA	403,631,900	8.94%	32.86
3318 MEGASUP	129,334,500	5.70%	31.13
1552 VIXSHORT	159,031,795	5.59%	29.75
1821 MS-CON	143,538,840	5.93%	28.89
3747 INTERTRD	110,569,360	4.06%	28.60

Top Stocks by Savings

Stock	Value (JPY)	Share	Savings
9101 NYKLINE	3,369,638,300	15.90%	4,262,500
8303 SHINSEI	2,382,778,700	17.57%	3,702,300
4208 UBE IND	2,190,539,200	13.42%	2,494,600
6701 NEC	2,195,980,000	11.18%	2,438,500
4689 YAHOO J	4,577,738,010	14.56%	2,339,210

- ▶ Analysis is based on SBI Japannext and Thomson Reuters data. Large Cap = TPX100, Mid Cap = TPX500 excl. TPX100, Small Cap = Section1 + Section2 excl. TPX500.
- ▶ All Japan Turnover = Japannext (J+X+U+N) + TSE (excl. Tostnet) + Chi-X (excl. Chi-Match, Chi-Select). Market Share = Japannext turnover / All Japan Turnover.
- ▶ Price Improvement (PI) and Savings (PI*volume) are calculated by comparing the execution price against the primary market's best bid for each sell or best offer for each buy at the point of execution from the taker's perspective. Reported PI is a value-weighted average. Names with weekly traded value less than 100,000,000 JPY are excluded from the rankings tables.