

Market Report for the Month of January 2015

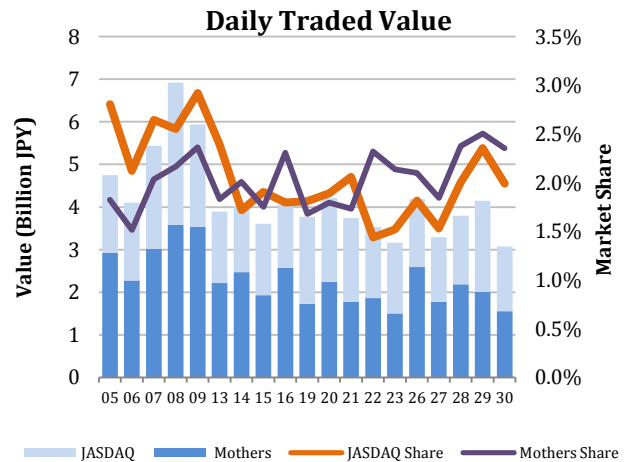
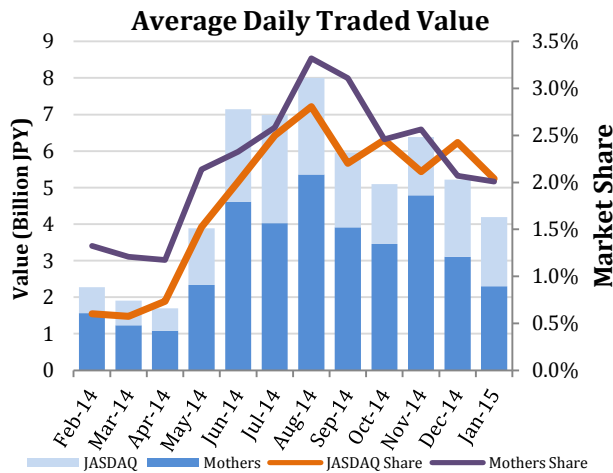
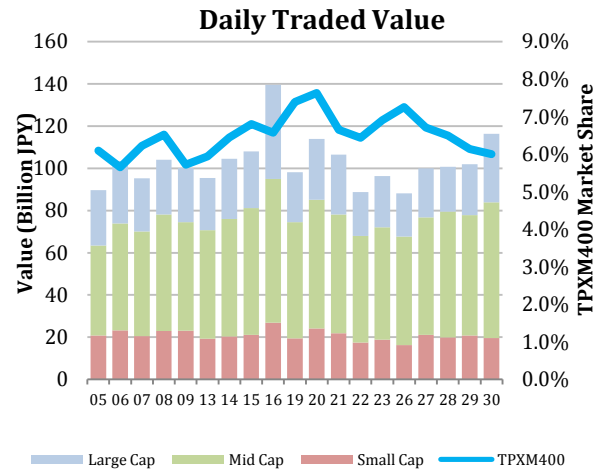
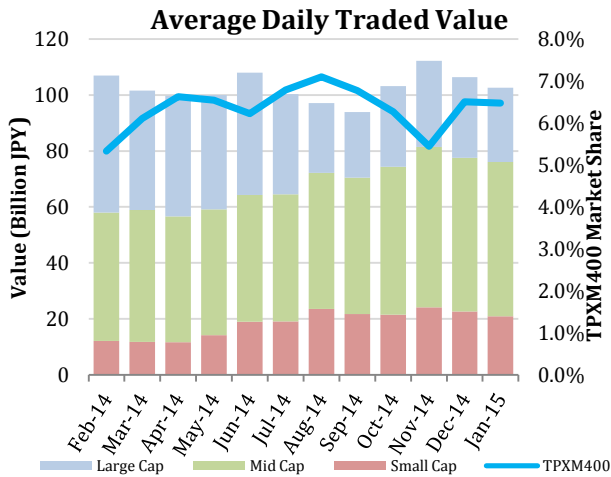
Total Monthly Value	1,950,421,550,801 JPY
Average Daily Value	102,653,765,832 JPY
Average Daily Volume	115,996,268
Average PI	6.35 bps
Traded Symbols	1,704
Market Share in TPXM400	6.48 %

Highest Daily Market Share in TPXM400

7.63%

Stock with Highest Daily Market Share

3349 COSMOS-P 32.60%



Top Stocks by Turnover

Symbol	Name	Value (JPY)	% Primary	PI (bps)
1570	NIKKEILV	67,441,671,420	2.70	3.17
9983	FASTRET	24,437,721,500	4.39	2.52
7203	TOYOTA	22,698,744,100	1.66	1.43
4661	OLC	21,434,855,700	6.56	2.52
9984	SOFTBNK	19,830,022,700	1.80	1.62

Top Stocks by Price Improvement

Symbol	Name	Value (JPY)	% Primary	PI (bps)
3250	ADWORKS	472,172,720	3.30	68.69
3103	UNITIKA	478,422,000	1.03	66.17
8893	SINTATE	126,485,530	4.51	58.22
9132	1-SHIP	1,711,858,400	4.32	57.89
5202	NP-SGLS	3,567,922,200	12.46	35.40

Top Stocks by Market Share

Symbol	Name	Value (JPY)	% Primary	PI (bps)
4516	NP-SNYK	2,559,787,500	19.98	6.20
6504	FUJIELEC	7,976,561,800	18.15	8.09
8327	NINPC-BK	3,588,675,100	17.00	10.77
3349	COSMOS-P	4,267,327,800	16.62	4.03
5471	DAID-ST	3,477,482,800	15.79	7.16

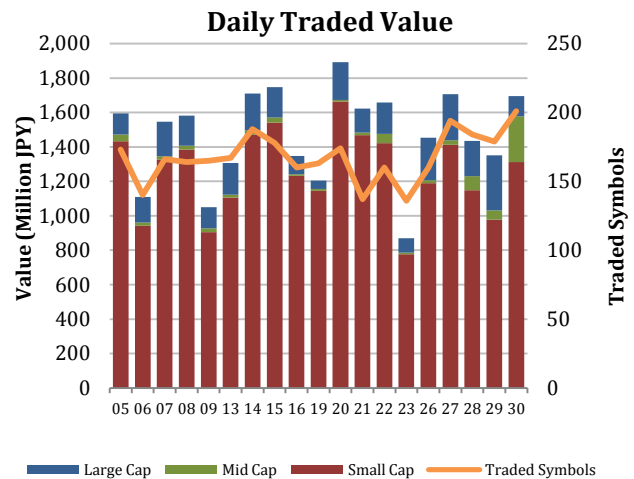
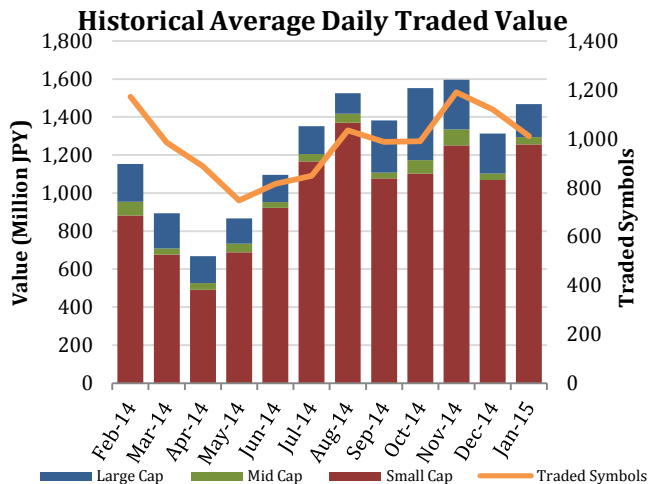
Top JASDAQ/Mothers Stocks

Symbol	Name	Value (JPY)	% Primary	PI (bps)
2400	MESSAGE	113,628,300	7.39	3.59
4587	PEPTID	546,563,700	6.85	2.59
2160	GNI	463,346,100	6.82	10.80
9419	WIRELESG	1,079,305,220	6.56	5.64
7458	1 KOSHO	138,136,050	6.44	3.54

- Market share is calculated based on SBI Japannext and Thomson Reuters data.
- Executions outside of primary market hours (09:00 - 11:30, 12:30 - 15:00) are excluded.
- Price Improvement (PI) is calculated by comparing the execution price against the primary market's best bid for each sell or best offer for each buy at the point of execution, from the perspective of the taker side of the trade. Names with weekly traded value less than 100,000,000 JPY are excluded.

Night-time Market Report for the Month of January 2015

	Value (JPY)	Volume	Traded Symbols	Quoted Symbols
Total Monthly Value	27,878,254,169	52,583,492	927	2,981
Large Cap	3,278,988,970	2,784,100	73	100
Mid Cap	741,049,440	635,000	132	364
Small Cap	23,858,215,759	49,164,392	722	2,517



Top Stocks by Turnover

Symbol	Name	Value (JPY)	% Primary
1570	NIKKEILV	4,409,108,929	0.18
4777	GALA	2,957,675,750	1.03
3266	FUNDCREG	1,025,455,730	1.23
7203	TOYOTA	733,810,500	0.05
1357	NKDOUBLE	723,882,605	0.50
6634	NCXX	667,662,260	2.41
2706	BROCCOL	580,478,600	0.76
6494	NFK-HD	543,230,330	2.29
3823	ACRODEA	505,956,260	1.32
3624	AXELMARK	425,779,950	0.86

Top Stocks by Market Share

Symbol	Name	Value (JPY)	% Primary
4288	ASGENT	23,449,040	23.50
3815	MEDIKOB	87,064,470	16.08
6064	ACTCALL	26,243,700	6.48
3826	SYS INTE	27,217,130	4.23
9029	HIGASI21	1,966,900	4.22
2338	FASTEP	26,367,770	3.94
7725	IACTION	63,319,750	3.69
6777	SANTEC	149,217,190	3.69
6334	MJ.MACH	7,967,160	3.38
4847	INTELIW	15,031,730	3.29

• Market share is calculated based on SBI Japannext and Thomson Reuters data.