

Monthly Statistics Appendix

October-2010

Japannext PTS

SBI Japannext Co., Ltd

Disclaimer

Information provided is for reference purposes and does not constitute financial product advice nor is construed as an offer to sell or the solicitation of an offer to buy any security. The ownership and the intellectual property rights of this information solely and exclusively belong to SBI Japannext Co., Ltd. ("SBIJ"). Accordingly users are permitted to get an access and use of the Information for their own personal, non-commercial and internal-use-only. Although SBIJ has made every effort to ensure the accuracy of the information as at the date of publication, SBIJ does not give any warranty or representation as to the accuracy, reliability or completeness of the information. To the extent permitted by law, SBIJ and its employees, officers and contractors shall not be liable for any loss or damage arising in any way (including by way of negligence) from or in connection with any information provided or omitted or from any one acting or refraining to act in reliance on this information.

SBI Japannext "Daytime Session" Price Improvement by Symbol (1)

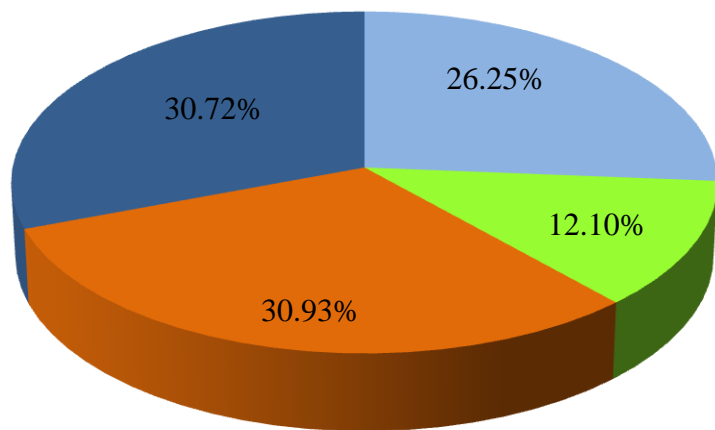
October-2010

Market Share vs Exchange - 1.31%

TOYOTA MOTOR CORP.(7203.T)

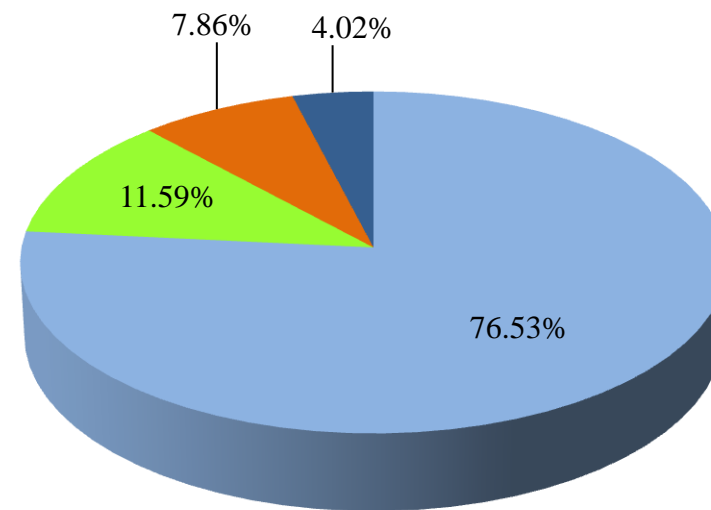
Closing Price - 2,859 (29-Oct-2010)

BUY



- Better Price outside the PEX Spread (5.7bps)
- Better Price than PEX Spread (1.6bps)
- Equal to PEX Price (0.0bps)
- Worse Price than PEX (-3.5bps)

SELL



- Better Price outside the PEX Spread (5.78bps)
- Better Price than PEX Spread (1.42bps)
- Equal to PEX Price (0.00bps)
- Worse Price than PEX (-3.46bps)

Note1: Excluded the executions from before 9AM, lunch break, and after 3PM

Note2: Avg. Price Improvement are based on Japannext vs. Primary Exchange prices

SBI Japannext "Daytime Session" Price Improvement by Symbol (2)

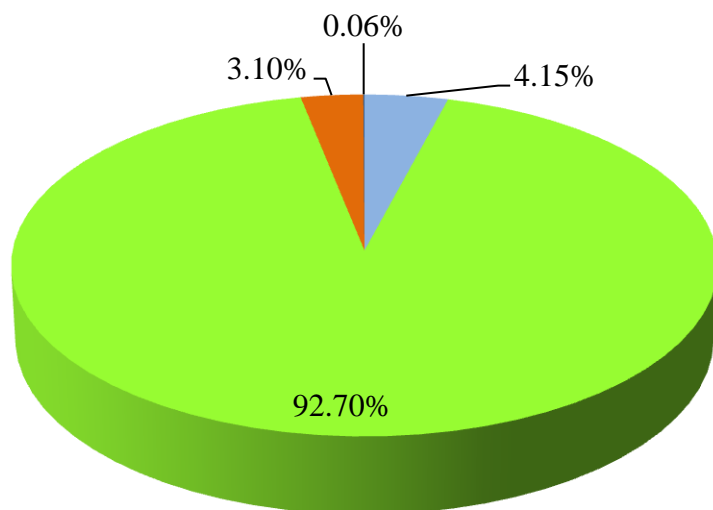
October-2010

Market Share vs Exchange - 1.38%

MIZUHO FINANCIAL GROUP, INC.(8411.T)

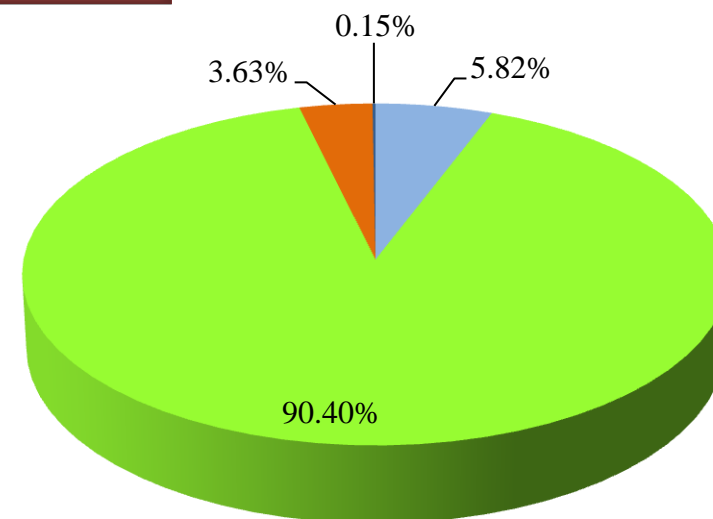
Closing Price - 117 (29-Oct-2010)

BUY



- Better Price outside the PEX Spread (91.1bps)
- Better Price than PEX Spread (27.7bps)
- Equal to PEX Price (0.0bps)
- Worse Price than PEX (-53.7bps)

SELL



- Better Price outside the PEX Spread (89.03bps)
- Better Price than PEX Spread (26.18bps)
- Equal to PEX Price (0.00bps)
- Worse Price than PEX (-48.33bps)

Note1: Excluded the executions from before 9AM, lunch break, and after 3PM
 Note2: Avg. Price Improvement are based on Japannext vs. Primary Exchange prices

SBI Japannext "Daytime Session" Price Improvement by Symbol (3)

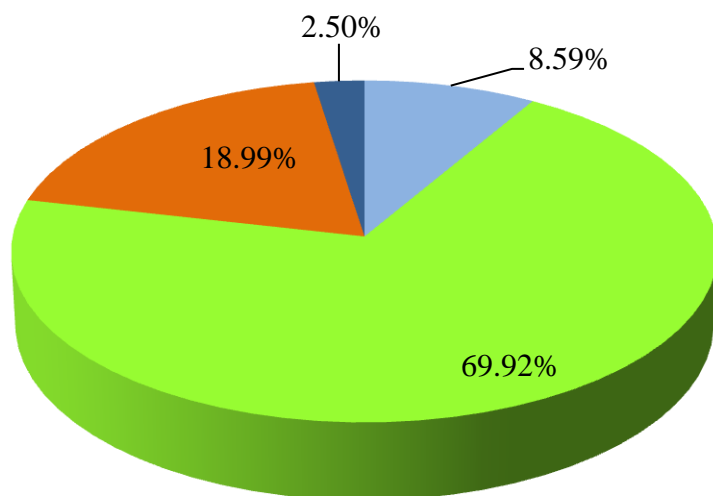
October-2010

Market Share vs Exchange - 1.17%

CANON INC.(7751.T)

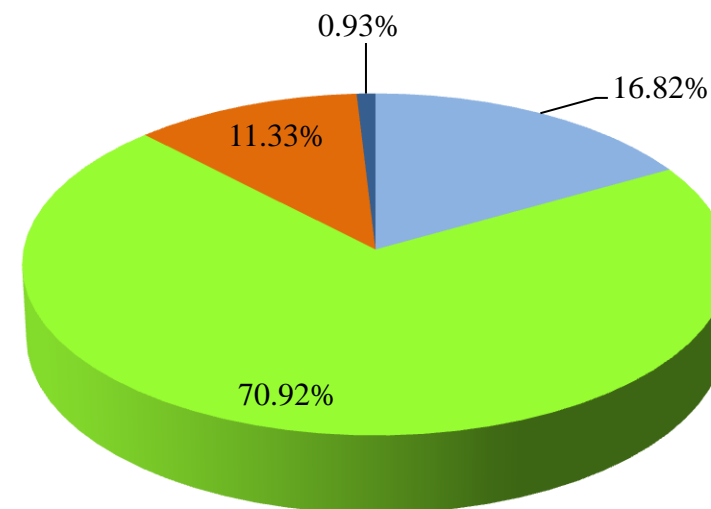
Closing Price - 3,720 (29-Oct-2010)

BUY



- Better Price outside the PEX Spread (13.6bps)
- Better Price than PEX Spread (1.9bps)
- Equal to PEX Price (0.0bps)
- Worse Price than PEX (-5.6bps)

SELL



- Better Price outside the PEX Spread (14.08bps)
- Better Price than PEX Spread (1.90bps)
- Equal to PEX Price (0.00bps)
- Worse Price than PEX (-7.89bps)

Note1: Excluded the executions from before 9AM, lunch break, and after 3PM

Note2: Avg. Price Improvement are based on Japannext vs. Primary Exchange prices

SBI Japannext "Daytime Session" Price Improvement by Symbol (4)

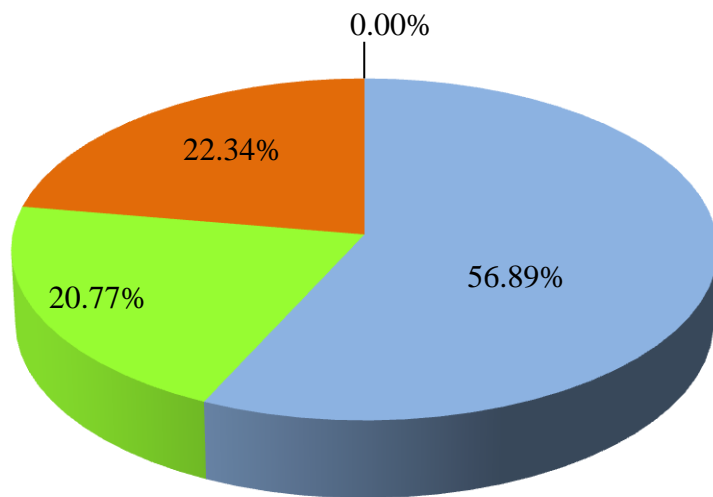
October-2010

Market Share vs Exchange - 0.87%

SUMITOMO MITSUI FINANCIAL GROUP, INC.(8316.T)

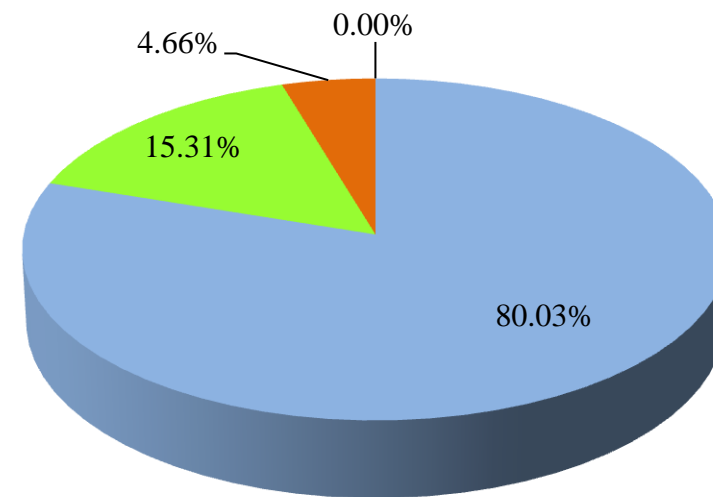
Closing Price - 2,412 (29-Oct-2010)

BUY



- Better Price outside the PEX Spread (8.1bps)
- Better Price than PEX Spread (1.9bps)
- Equal to PEX Price (0.0bps)
- Worse Price than PEX (-4.4bps)

SELL



- Better Price outside the PEX Spread (8.54bps)
- Better Price than PEX Spread (1.46bps)
- Equal to PEX Price (0.00bps)
- Worse Price than PEX (-4.44bps)

Note1: Excluded the executions from before 9AM, lunch break, and after 3PM

Note2: Avg. Price Improvement are based on Japannext vs. Primary Exchange prices

SBI Japannext "Daytime Session" Price Improvement by Symbol (5)

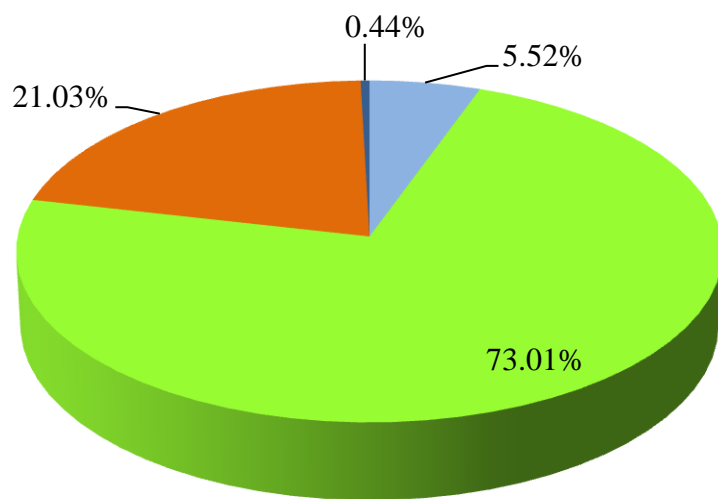
October-2010

Market Share vs Exchange - 0.75%

MITSUBISHI UFJ FINANCIAL GROUP, INC.(8306.T)

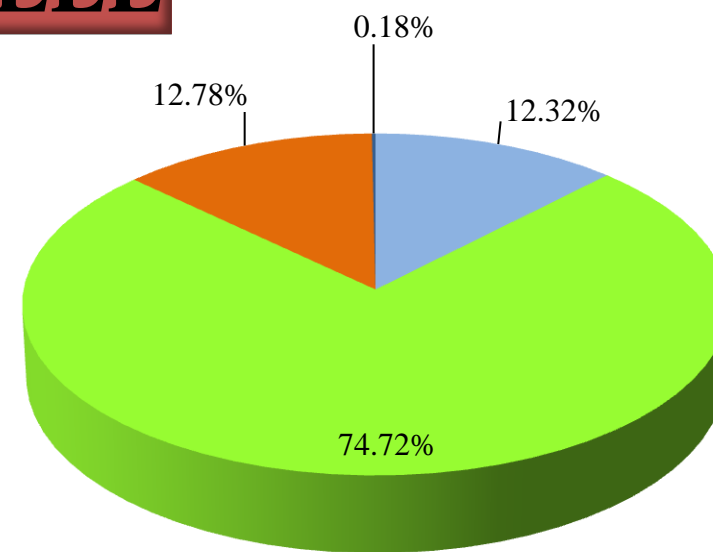
Closing Price - 375 (29-Oct-2010)

BUY



- Better Price outside the PEX Spread (26.9bps)
- Better Price than PEX Spread (3.8bps)
- Equal to PEX Price (0.0bps)
- Worse Price than PEX (-19.9bps)

SELL



- Better Price outside the PEX Spread (27.74bps)
- Better Price than PEX Spread (4.86bps)
- Equal to PEX Price (0.0bps)
- Worse Price than PEX (-12.23bps)

Note1: Excluded the executions from before 9AM, lunch break, and after 3PM
 Note2: Avg. Price Improvement are based on Japannext vs. Primary Exchange prices